HOK

2019

ORO Editions
Publishers of Architecture, Art, and Design
Publisher: Gordon Goff
Managing Editor: Jake Anderson

www.oroeditions.com
info@oroeditions.com

Published by ORO Editions

Copyright © 2019 HOK Group, Inc.

All rights reserved. No part of this book may be reproduced, stored in a retrieval system, or transmitted in any form or by any means, including electronic, mechanical, photocopying of microfilming, recording, or otherwise (except that copying permitted by Sections 107 and 108 of the U.S. Copyright Law and except by reviewers for the public press) without written permission from the publisher.

You must not circulate this book in any other binding or cover and you must impose this same condition on any acquirer.

10 9 8 7 6 5 4 3 2 1 First Edition

ISBN: 978-1-943532-61-2

Color Separations and Printing: ORO Group Ltd.
Printed in China.

ORO Editions makes a continuous effort to minimize the overall carbon footprint of its publications. As part of this goal, ORO Editions, in association with Global ReLeaf, arranges to plant trees to replace those used in the manufacturing of the paper produced for its books. Global ReLeaf is an international campaign run by American Forests, one of the world's oldest nonprofit conservation organizations. Global ReLeaf is American Forests' education and action program that helps individuals, organizations, agencies, and corporations improve the local and global environment by planting and caring for trees.

PREFACE

It has been an honor over the past 15 years to see and then participate in the evolution of HOK's design work. This year's Annual demonstrates a cross section of the firm's collective work in its most recent chapter. It represents the variety of scales at which we practice, the different types of projects we touch and the diverse communities we serve.

This year's Annual also focuses on the level of thought and craft that HOK embeds in every detail of our work. This can be seen in work ranging from a small, rural Illinois precinct project that reiterates the importance of civic architecture to a large hospital dedicated to supporting the visually impaired in downtown Pittsburgh. One can flip to the end of this compilation and see the same level of thought applied to satisfying the most basic of human needs—shelter—for disaster victims. Each project has clarity of purpose, with design as the powerful voice telling its story.

Above all, what is interesting to see in this year's work is a common thread knitting together these projects. In each project selected, our point of view, shaped around each client's story, becomes even richer and clearer through a rigorous process of editing and refining the design to its core principles.

Another theme is the high-level integration of design, technical excellence and sustainable thinking that goes into our work. Each project's story rings truer not only because of this blend, but because of the team's meticulous approach to executing the ideas inherent to the project.

Our design for the Kentucky International Convention Center, the book's introductory project, turns a successful but inward-focused building outward in adapting and expanding the facility. This creates a new civic front door for Louisville that reflects the importance of this facility type to contemporary urban centers. It does this with an exceptionally edited palette of materials, formal gestures and conceptual rigor, making the project story eminently clear.

In the 1101 Sixteenth Street project in downtown Washington, D.C., the clarity of idea and refined approach to unifying two adjacent buildings is manifested in such a way that it is not possible to conceive the exterior and lobby as anything but one space. Only by reviewing the historic photos does the design challenge become apparent. The exterior is contextual, scaled and well-detailed, with the site and buildings interwoven. The interior fluidity, again with an edited palette, stitches together multiple cores and floor elevations with fluid forms of wood set in stone in a manner that belies the technical challenges of this project.

For WPP's vertical campus at 3 World Trade Center in Lower Manhattan, 13 floors of diverse uses are designed as one office—yet with a distinction of space and place that gives each group its own identity. Though losing the balance between the whole of WPP and the needs of its individual agencies would have been understandable, the careful expression and edited approach to both narratives make the project work.

In a modest but potentially socially impactful piece of work set in motion by Hurricane Maria's devastation of Puerto Rico, HOK undertook research on how to mobilize a rapidly deployable relief structure for disaster-stricken areas. The story here is one of serving human need, which guides how we practice. The team explored the heart of an issue as basic as shelter and delivered a simple, clear idea with meaningful real-world applications.

On behalf of the diverse voices that make up our practice, it is a privilege to present the following projects in the *2019 Design Annual*. We believe this well-debated, highly curated selection of projects best represents our mission of delivering solutions that inspire clients and communities.

Eli Hoisington, AIA
Design Board Chair

TABLE OF CONTENTS

FEATURE	**Kentucky International Convention Center** Louisville, Kentucky	10
AVIATION + TRANSPORTATION	**Seattle-Tacoma International Airport Concourse D Annex** Seattle, Washington	26
CIVIC + CULTURAL	**Welcome Center and Hotel Conceptual Design** St. Louis, Missouri	40
COMMERCIAL	**1101 Sixteenth Street** Washington, D.C.	50
	4th and Harrison Mixed-Use Development San Francisco, California	66
	5 Times Square Lobby and Amenity Floor New York, New York	82
	Bay Meadows Urban Village San Mateo, California	90
	Capital Market Authority Tower Design Competition Kuwait City, Kuwait	108
	Mixed-Use Development Design Competition Los Angeles, California	126
	Office Tower Design Competition Pittsburgh, Pennsylvania	134
CORPORATE	**Automotive Experience Center Design Competition** Guangzhou, China	142
	Cargill Protein Group Headquarters Wichita, Kansas	158
	Corporate Campus for Confidential Client Houston, Texas	172
	Corporativo Neuchâtel Mexico City, Mexico	180
	Private Pension Fund Office Toronto, Ontario	186
	Royal Caribbean Cruise Line Headquarters Miami, Florida	192
	White & Case Law Office Palo Alto, California	214
	WPP Offices at 3 World Trade Center New York, New York	222
EDUCATION	**Kuwait University College of Architecture** Sabah Al-Salem University City, Kuwait	234
GOVERNMENT	**California Department of General Services Office Building** Sacramento, California	248
HEALTHCARE	**NewYork-Presbyterian Integrative Health and Wellbeing** New York, New York	260
	UPMC Vision and Rehabilitation Hospital Pittsburgh, Pennsylvania	270
HOSPITALITY	**Atlantis Sanya Resort** Sanya, China	280
JUSTICE	**Indianapolis-Marion County Community Justice Center** Indianapolis, Indiana	290
	Village of Oswego Police Headquarters and Training Facility Oswego, Illinois	304
SCIENCE + TECHNOLOGY	**AstraZeneca Lab and Office Facility** San Francisco, California	312
	Florida Polytechnic University Applied Research Center Lakeland, Florida	328
	Penn State Chemical & Biomedical Engineering Building State College, Pennsylvania	338
	University of Southern California Michelson Hall Los Angeles, California	352
SPORTS + RECREATION + ENTERTAINMENT	**State Farm Arena Renovation** Atlanta, Georgia	364
	Valencia Arena Valencia, Spain	374
RESEARCH	**Disaster Relief Shelter Research Project** Puerto Rico	388
	Mobility, Autonomy and Living Streets Research	398

PROJECT LOCATIONS

- HOK 2019 Design Annual Projects
- HOK Office

Prefunction at night

KENTUCKY INTERNATIONAL CONVENTION CENTER

Louisville, Kentucky

The design for the new Kentucky International Convention Center (KICC) highlights its civic role and presence in downtown Louisville. A distinctive colonnade and canopy unify existing and new elements, while a new entryway acts as an inviting front porch for the city.

Convention centers tend to be introverted buildings that turn away from their surroundings. For KICC, HOK collaborated with local partner and architect of record EOP Architects to create an urban extrovert. The convention center celebrates its central location, using its activity and presence to contribute to the transformation of downtown Louisville.

The project maintained the expansion and programming goals of the client—the Commonwealth of Kentucky—by extending the building's prefunction spaces over the sidewalks of two prominent downtown streets.

These transparent additions breathe new openness and daylight into the building's interior venues. By day, visitors enter a sun-dappled interior accented with oak wood panels reflective of Kentucky bourbon barrels. At night that same translucent prefunction space casts a warm glow over the neighborhood.

The center's canopy and the undulating public spaces of its piano nobile reflect the verticality of the tree canopy in Louisville's Olmsted-designed parks, the fluidity of the nearby Ohio River and the city's tradition of providing front doors with welcoming porticos.

The center includes more than 200,000 square feet of exhibit space, a 40,000-sq.-ft. ballroom, a 175-seat conference theater and 52 meeting rooms. A full-service kitchen can serve 15,000 meals per day.

INFORMATION

CLIENT Commonwealth of Kentucky

DESIGN PRINCIPAL Peter Ruggiero, AIA

960,000 sq. ft. / 89,185 sq. m.

Annual EUI: 76 kBtu/sf/yr
32% below ASHRAE 2007

1. Site plan

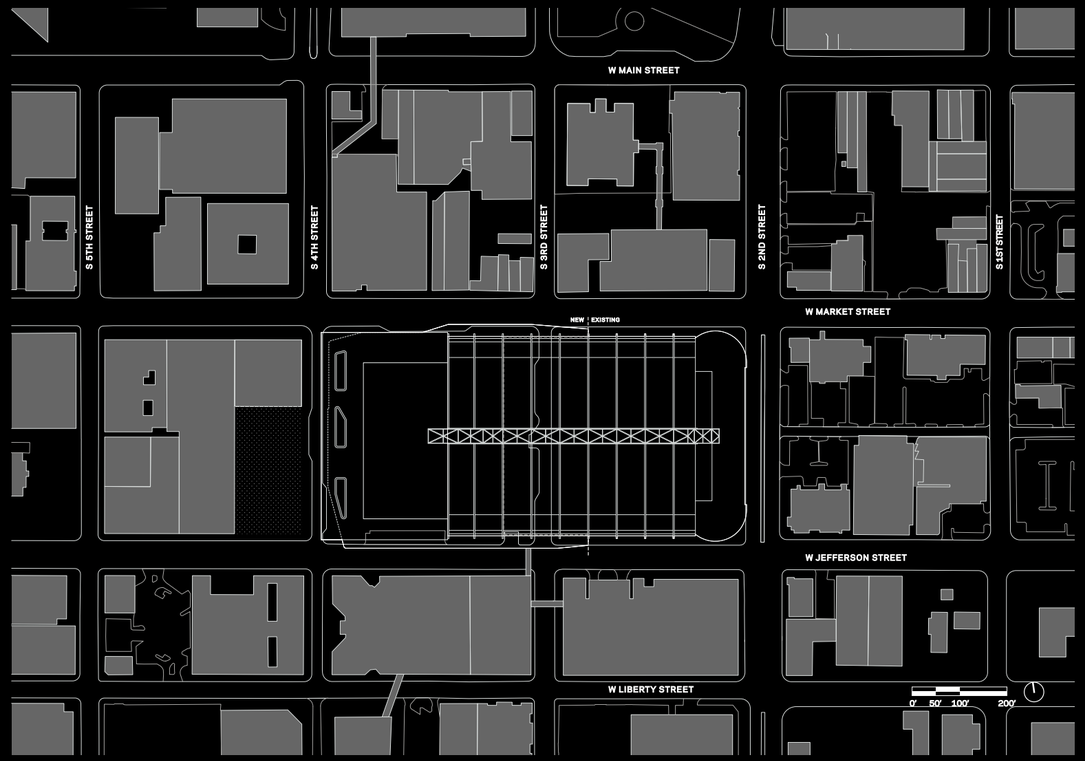

2. Building canopy



canopy at entrance

PLANS

1. Upper concourse

2. Main concourse

A. Prefunction
B. Ballroom
C. Meeting rooms
D. Exhibit hall
E. Boardroom
F. Office

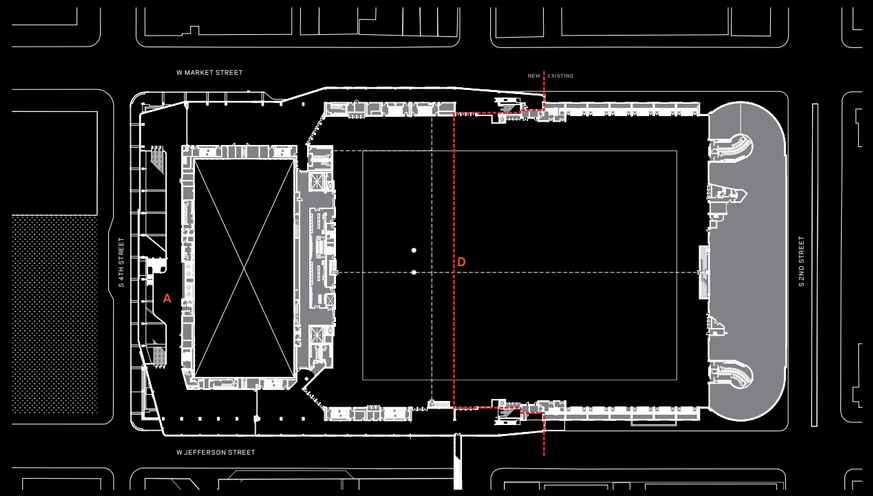

1.

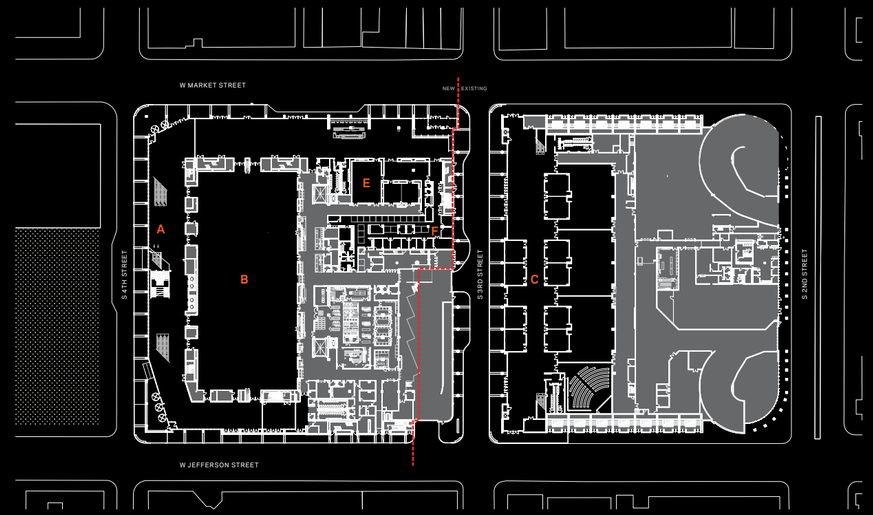

2.

1. North elevation

2. South elevation

3. West elevation



1.



2.

3.

4. Prefunction overhang

1. Section through west prefunction

2. East-west section

1.

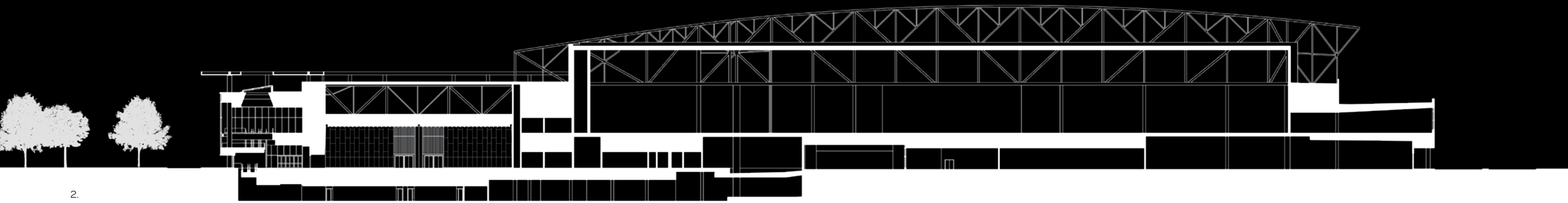

2.

1. Upper level prefunction

2. Wood slat wall detail



1. Prefunction skylight

2. Detail of prefunction skylights at dusk

Building canopy

"The design reverses the paradigm of convention centers being inwardly focused, which is detrimental to a downtown, and transforms it into an urban extrovert that embraces the city's vitality. The prefunction spaces and circulation routes blend convention center and public spaces, blurring the distinction between the inside and outside worlds."

- Peter Ruggiero, AIA, Design Principal

Exterior view

SEATTLE-TACOMA INTERNATIONAL AIRPORT CONCOURSE D ANNEX

Seattle, Washington

The elegant form of this two-story Annex to Concourse D at Seattle-Tacoma International Airport evokes the joy of flight and natural splendor of the Pacific Northwest.

Built to relieve passenger congestion, the Annex acts as a conduit between the airport's main passenger terminal and a hardstand on the tarmac. It includes six passenger gates, concession stands and a children's play area.

The Annex is prominently featured along Departures Drive adjacent to the main terminal, and is connected to the existing Concourse D via a skybridge at the mezzanine level.The building's simple shape conveys the dynamic nature of air travel.

The design creates an expressed structure and calming, sleek, daylit pavilion for travelers and airport staff. The two-story, column-free interior space brings a sense of openness and ease through its light color palette, sustainable finishes and clear circulation. The open plan contributes to clear paths of travel, intuitive wayfinding and free-flow circulation.

The use of local, sustainable materials inside and out creates a timeless, contemporary building. A unique glue-laminated (glulam) timber-and-steel truss system is constructed from locally sourced Douglas fir trees. The exposed trusses enhance the Pacific Northwest aesthetic and reduce the structure's embodied carbon. The rotating pitch form of the roof reflects the passenger movement along the internal sloped walkway surface.

The building's skin is a balance of glass and metal that maximizes interior natural light while minimizing glare, heat gain and energy loss. The Annex is the first airport terminal building in the U.S. to achieve Silver certification through the USGBC's LEED v4 for Building Design and Construction.

An integrated design-build team including the Port of Seattle, HOK and The Walsh Group developed the Annex within a tight budget and in just 18 months.

INFORMATION

CLIENT Port of Seattle

DESIGN PRINCIPAL Alan Bright, FAIA

32,400 sq. ft. / 3,010 sq. m.

Annual EUI: 116.8 kBtu/sf/yr
54% below ASHRAE 2007

CONCEPT

1. Concept sketch

2. Hand-drawn illustration

1.

2.

SITE PLAN

Bus loading/drop-off
Security fence
A. Concourse D Annex
B. Skybridge
C. Drop-off canopy
D. Walkway to main terminal

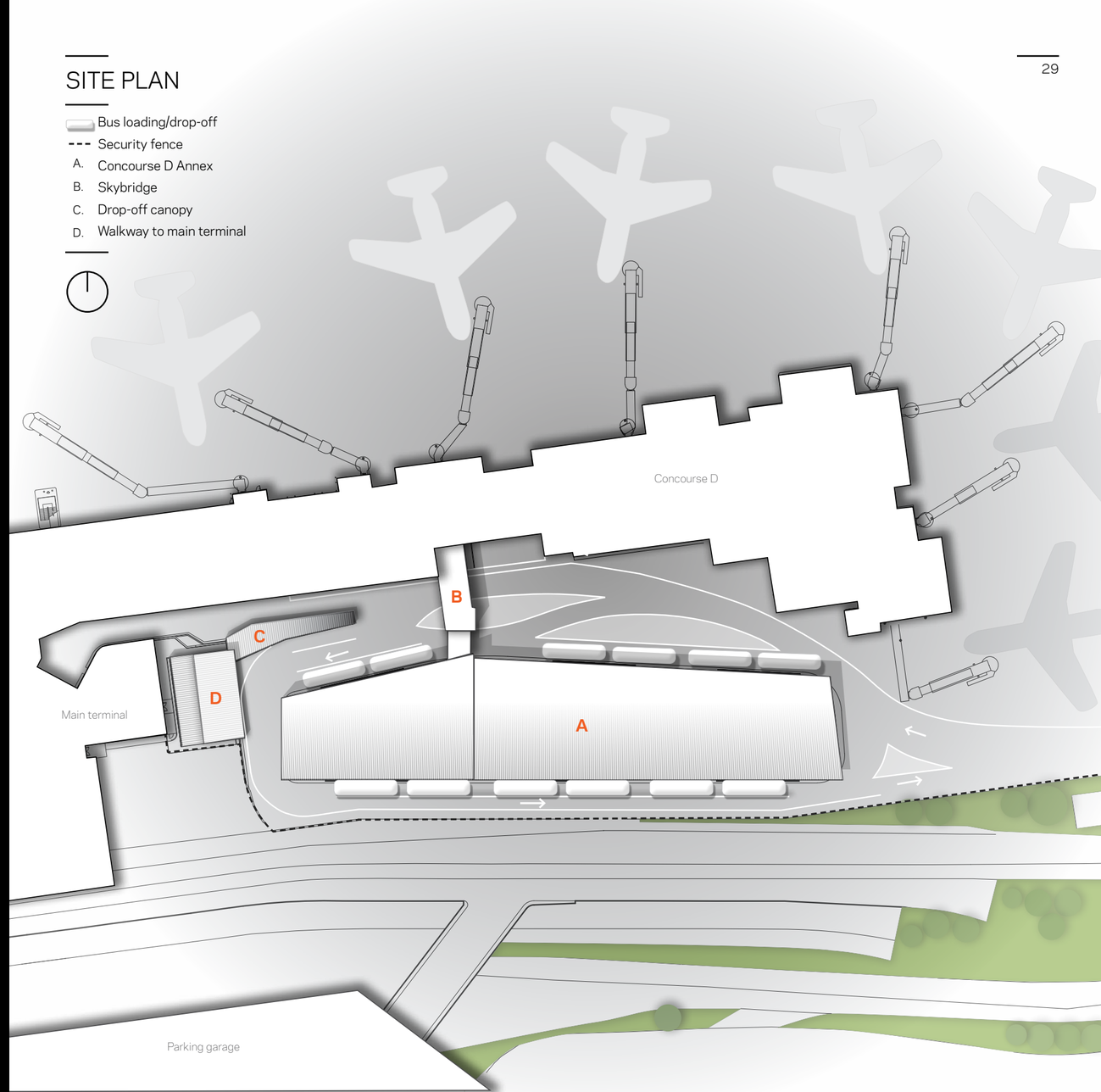

Sloped walkway

PLANS

1. Level 1 floor plan

A. Gate lounge
B. Mother's room
C. Janitor's closet
D. Restroom
E. Electrical
F. Play area
G. Passenger bus
H. Fire riser room
I. Art installation
J. Passenger drop-off

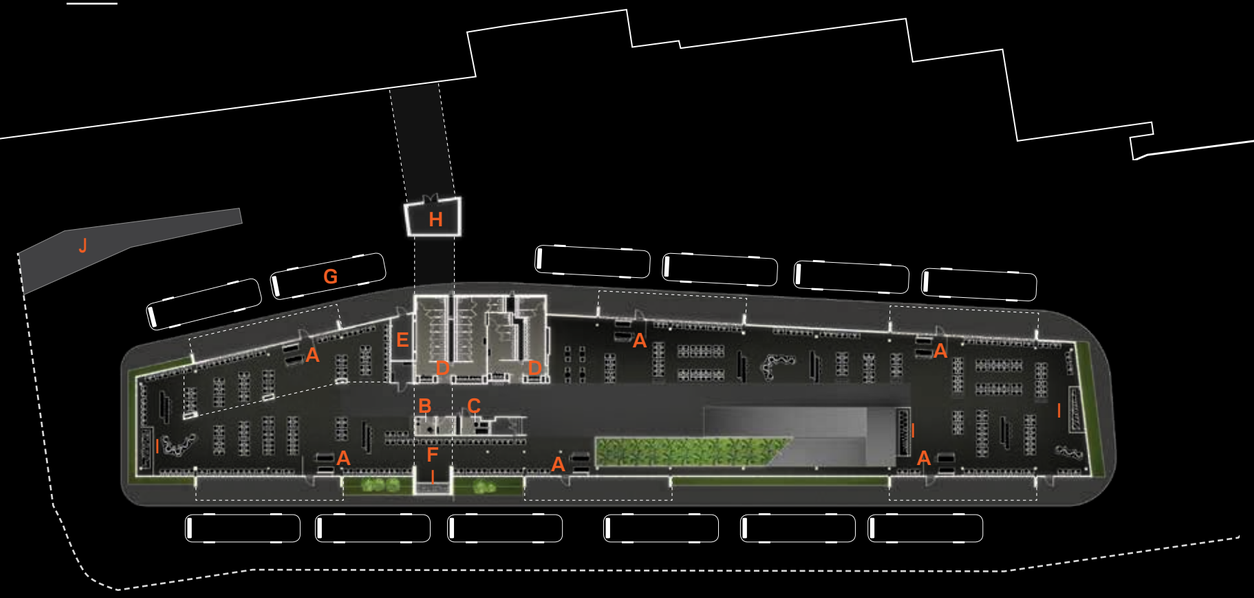

1.

2. Level 2 floor plan

A. Concession area
B. Sloped walkway
C. Mechanical
D. Storage
E. Communication
F. Gate portal canopy
G. Drop-off canopy

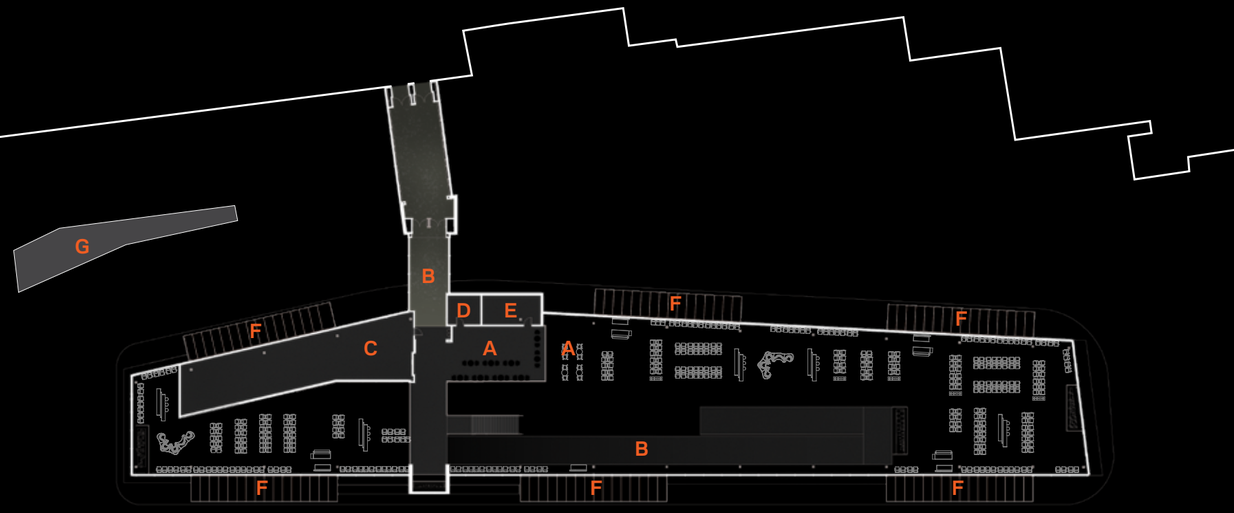

2.

SECTIONS

"Inspired by the Pacific Northwest's natural beauty, the region's forward-looking spirit and the elegance of flight, the new Concourse D Annex is shaped by a simple and elegant exposed truss and column structure designed to complement the existing Gina Marie Lindsey Arrivals Hall and surrounding context."

- Alan Bright, FAIA, Design Principal



1.



2.

DETAIL

1. Wall section

2.East-west section

A. Insulated metal panel
B. Insulated glazing
C. Glulam king-post truss
D. Standing seam roof
E. Structured polycarbonate canopy

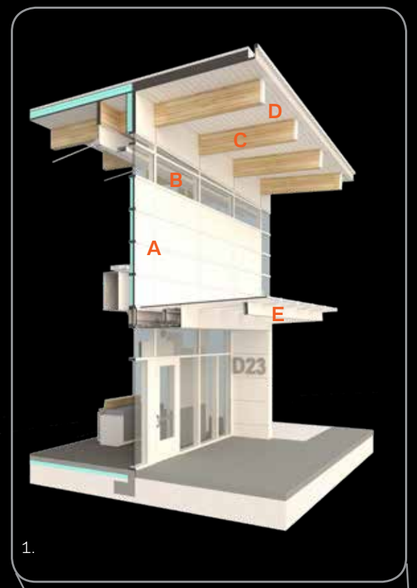

1.

2.

3. Drop-off

SUSTAINABILITY

1. Solar radiation mitigation + daylighting
2. Wind mitigation + ventilation
3. Outdoor views + landscaping

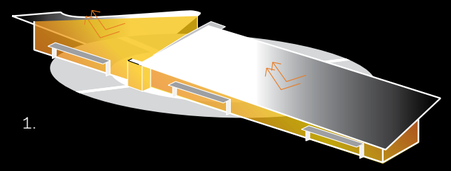

1.

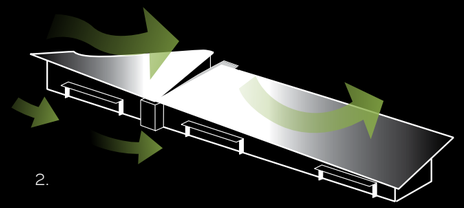

2.

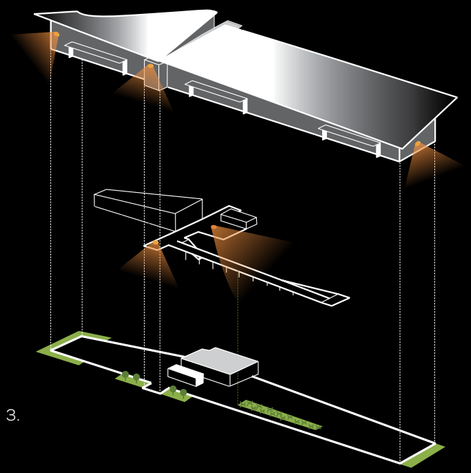

3.

4.Concession area

View along light rail

WELCOME CENTER AND HOTEL CONCEPTUAL DESIGN

St. Louis, Missouri

Located at the geographic center of the country and connected via multimodal transportation, a new welcome center and hotel create a provocative gateway to the city of St. Louis.

This theoretical project makes a bold statement about transportation and the various means by which one travels: air, car or rail. The building is simultaneously shaped by transit routes while functionally addressing the program needs of those who are mobile.

A new arrival experience greets visitors to the existing airport terminal, bringing a much-needed convergence of amenities, density and activity to the airport.

Though building functions are arranged to provide a heightened visitor experience, the plan and vertical dimensions are largely dictated by available land and federal aviation requirements. The narrower building form, which houses a hotel, lightly hovers over the existing train tracks. The larger footprint accommodates flexible and open space for conference functions.

The exterior facades along the highway are composed largely of metallic and glassy surfaces articulated with expressed curtain wall mullions. On the other side and oriented toward the airport, public spaces are veiled in transparent glass. Where light rail tracks slice through the building, a metallic digital art installation defines the concave overhead surface.

When viewed from afar, the stretched and molded building appears intentional in its function and formal response to the site conditions. At the same time, it feels like a product of the speed and orientation of the powerful transportation forces placed upon it.

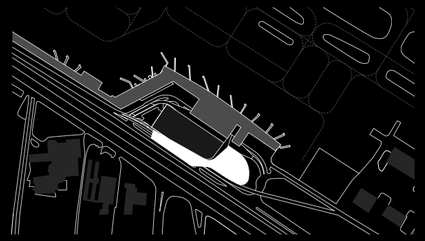

INFORMATION

CLIENT Confidential

DESIGN PRINCIPAL Eli Hoisington, AIA

568,380 sq. ft. / 52,805 sq. m.

1. Programmatic axon

A. Existing airport terminal
B. Hotel
C. Terminal expansion
D. Conference center

2. Site diagrams

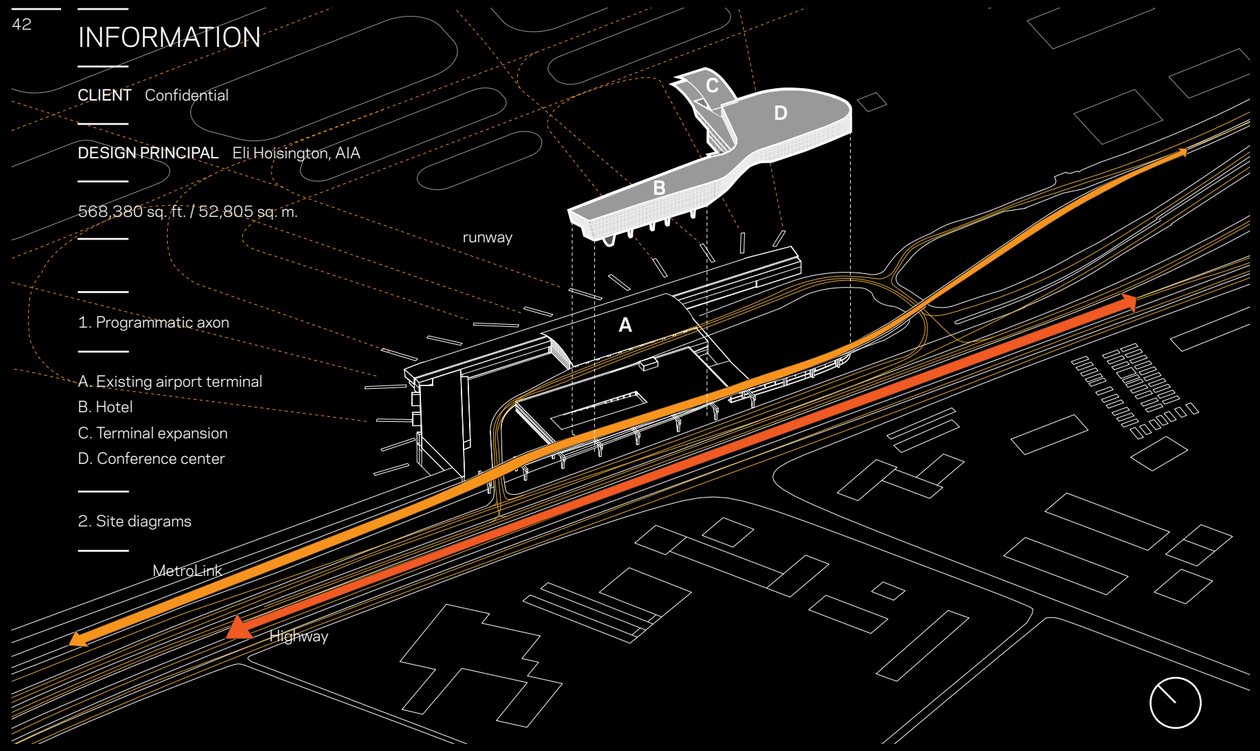

1.

ST. LOUIS AT THE CENTER

MULTIMODAL CONNECTIVITY

CONVERGENCE OF TRANSPORTATION ROUTES

2.

3. View from west

4. Interior perspective

3.

4.

1. Aerial view

2. Exploded axonometric

A. Welcome center
B. Hotel
C. Parking garage
D. Existing airport terminal

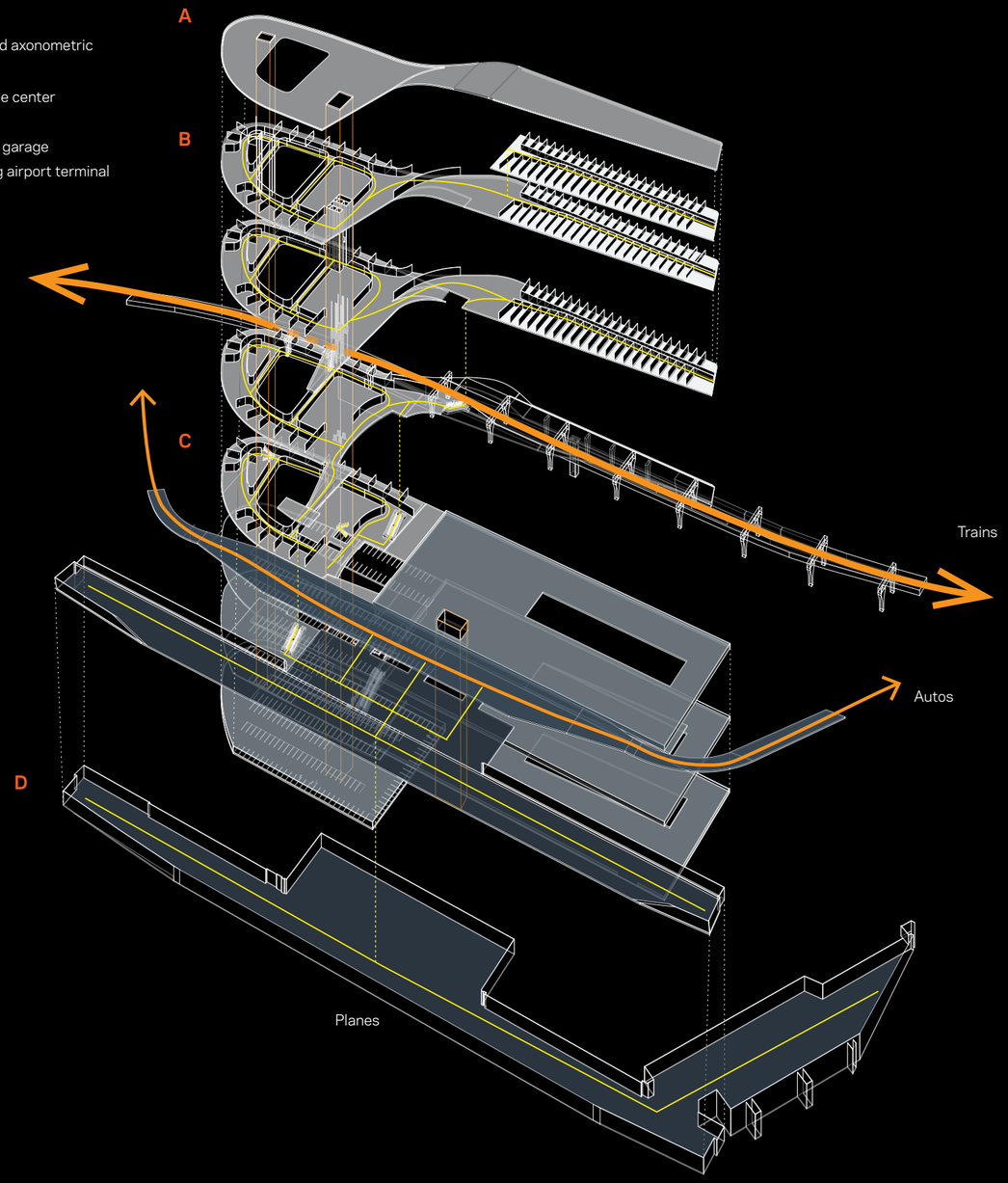

1. Building section

2. Front perspective

A. Existing airport terminal
B. Existing parking structure
C. Welcome center
D. Existing light rail
E. Hotel

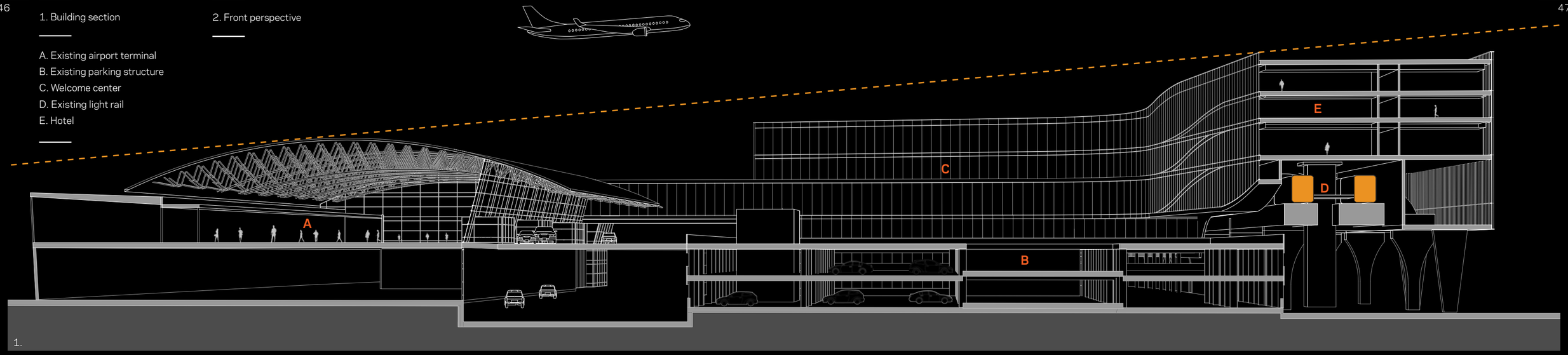

1.

2.

North elevation at dusk

"Inspired by the constraints of an adjacent light rail station, airport terminal and interstate, the new welcome center and hotel creates a dynamic front door for visitors to St. Louis. Hovering like a sculptural apparatus or ephemeral installation, the building wraps, carves and stretches in one singular gesture, responding to both the momentum and speed of transportation paths."

- Jonathan Wirth, AIA, Senior Project Designer



Exterior view

1101 SIXTEENTH STREET

Washington, D.C.

This project rejuvenates and links two adjacent 1970s Brutalist structures into one freestanding, trophy-class office building in downtown Washington, D.C. The design introduces contemporary elements while paying respect to the historic 16th Street corridor.

Materiality: Blocks of Indiana limestone with simple vertical articulation set the tone, providing symmetry and cadence to the fenestration. The stone creates depth while the faceted, glazed curtainwall with stainless-steel cable detailing reflects daylight in unexpected ways.

Ground plane connectivity: The existing topographic conditions and differences in the ground floor elevations of the two buildings created an opportunity for an imaginative public space solution. The team conceived the front plaza as a public park. A landscaped berm and stainless-steel sculptural wall incorporate accessible ramps and stairs into the design.

Dynamic entry sequence: A three-dimensional, floor-to-ceiling sculptural wall greets people entering the lobby. The solid basswood feature wall was fabricated using Computer Numerical Control technology optimized for efficient material use and installation. A monumental stair floats within a new two-story atrium, balancing the fluid, dynamic sculptural wall while seamlessly connecting the previously disconnected building lobbies. This connective tissue is mirrored in the front plaza, where a perforated aluminum design feature carves through the landscape and links the main and secondary building entrances.

Penthouse views: A new level of tenant space replaces two mechanical penthouses on top of the existing building. Set back from the main facade, this penthouse level creates public and private rooftop terraces with views of the White House.

INFORMATION

CLIENT Akridge

DESIGN PRINCIPAL Bill Hellmuth, FAIA

100,000 sq. ft / 9,290 sq. m.

109 ft. / 33 m. tall

Annual EUI: 30 kBtu/sf/yr
32.6% below ASHRAE 2007

1. Site context

2. Surrounding architecture

3. View from roof terrace

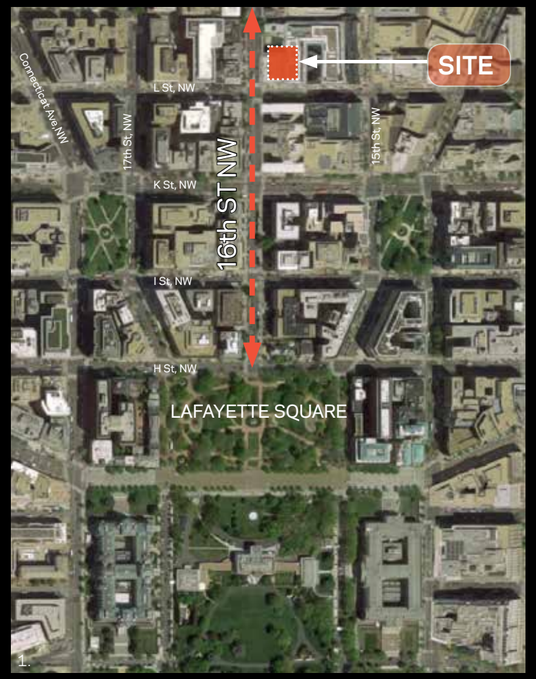

1.

2. 16th Street corridor



3.

1. East-west section

A. Office
B. Lounge
C. Lobby
D. Parking

2. South elevation

3. Elevation details

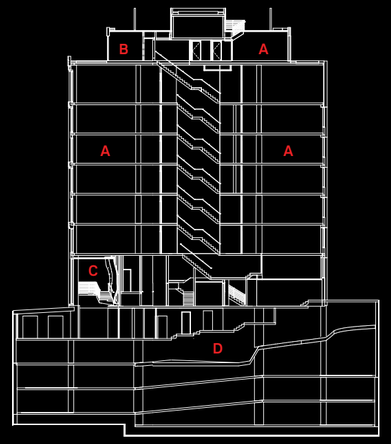

1.



2.

3.

4. Elevation details

Building viewed in the historic 16th Street context

1. Typical floor plan

2. Penthouse level plan

A. Office
B. Lounge
C. Core
D. Terrace

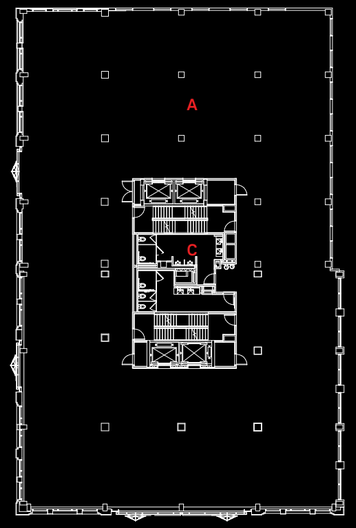

1.

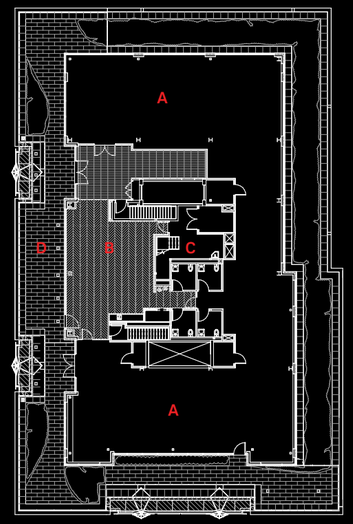

2.

1. Building viewed in the historic 16th Street context

2. Ground floor plan

A. Building lobby
B. Landscape plaza
C. Secondary lobby
D. Office

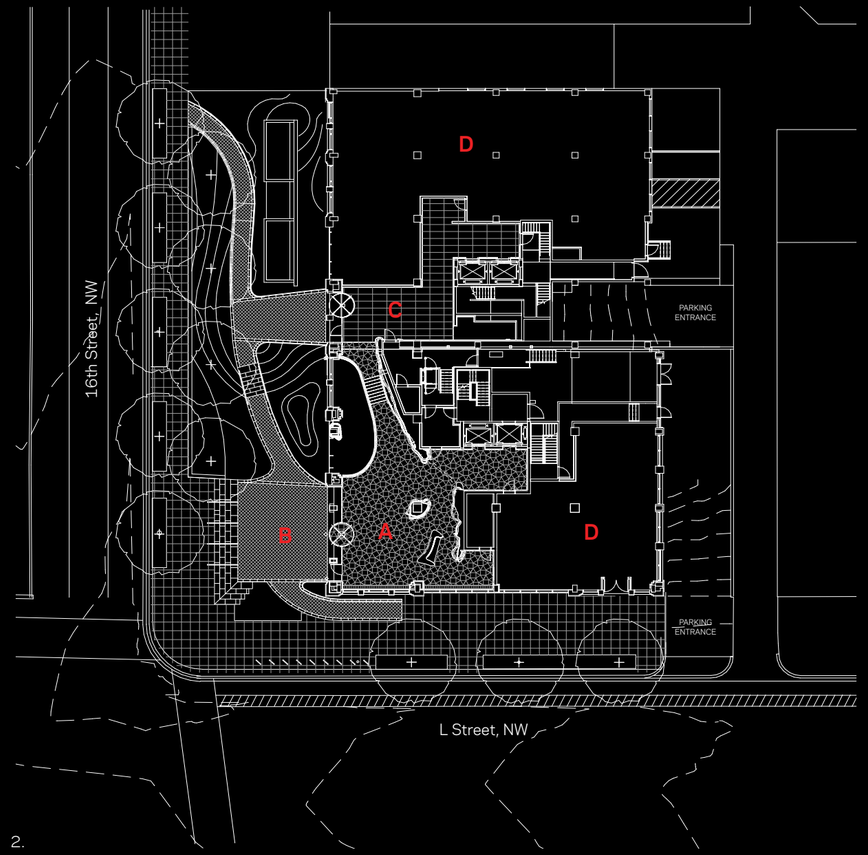

2.

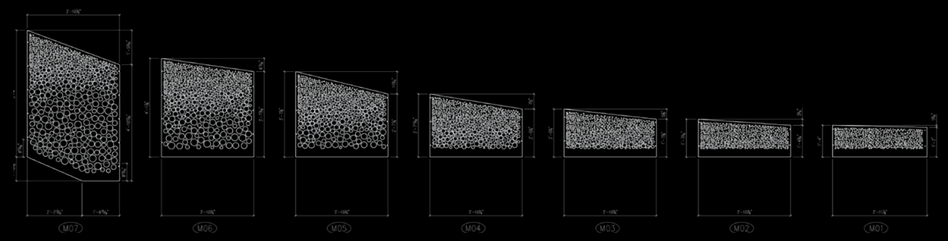

1.

2.

3.

1. Panel detail

2. Plaza landscape plan

3. Plaza landscape section

4. Lobby interior view

4.



1.

2.



1. Production model by Fetzer Architectural Woodwork

2. Wall fabrication process photos

3. Lobby interior view

3.

" The building sits within the historic context of 16th Street, which frames the vista to the White House. It combines contextual massing with contemporary details and provides a complete surprise in the lobby."

- Bill Hellmuth, FAIA, Design Principal

Lobby interior view

View from Harrison Street

4TH & HARRISON MIXED-USE DEVELOPMENT

San Francisco, California

This mixed-use development in San Francisco's SoMa neighborhood links the Financial District with the burgeoning Mission Bay area.

Rising 15 stories above grade, the building is designed to enhance the neighborhood's character while acknowledging its context and history. In lieu of the monolithic tower shape characteristic of many downtown office buildings, it takes inspiration from the intrinsic geometries of the built and natural environments. The articulation of the building on large and small scales creates a cascading effect reminiscent of falling leaves.

The design team used parametric design tools to create a pulsating rhythm of expansion and contraction with different panel sizes and colors. The metal panel facade blends seven copper and eight zinc tones highlighted by a gradient color shift from the ground up. Unique stacking arrangements and facade treatments visually break up the building's mass. The glazing, metal panels and reliefs arrayed across the individual facades are environmentally responsive to solar orientations.

Two large, privately owned, publicly accessible open spaces (POPOS) at street level are unique to San Francisco's planning code as part of the city's 1% Art Program, which requires developers to integrate public art in all new buildings equal to at least one percent of the total construction cost. This art will enhance the building's inviting urban streetscape, outdoor rooms and open spaces.

INFORMATION

CLIENT Boston Properties, L.P.

DESIGN PRINCIPAL Paul Woolford, AIA

928,660 sq. ft. / 86,275 sq. m.

View from 4th + Harrison Streets

SUSTAINABILITY

2. Net-zero energy + sustainable design strategies

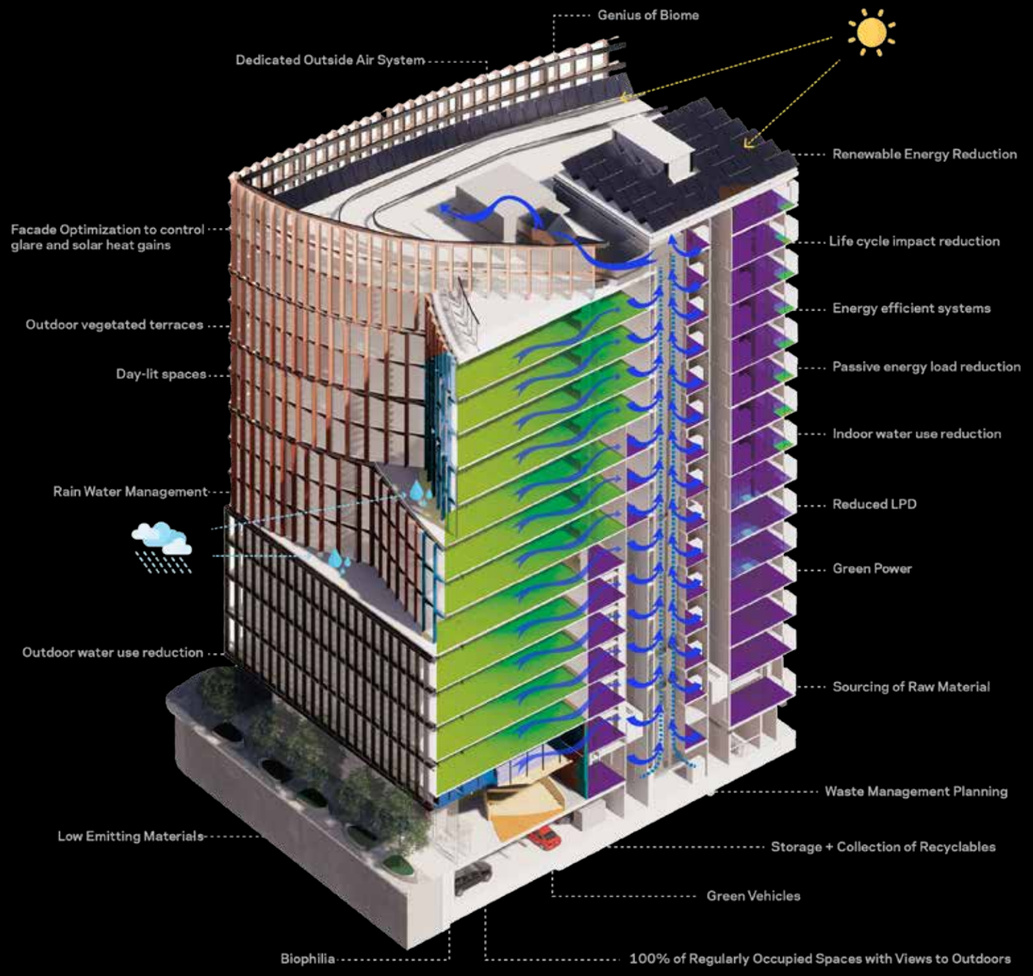

1. Facade diagram - phase I

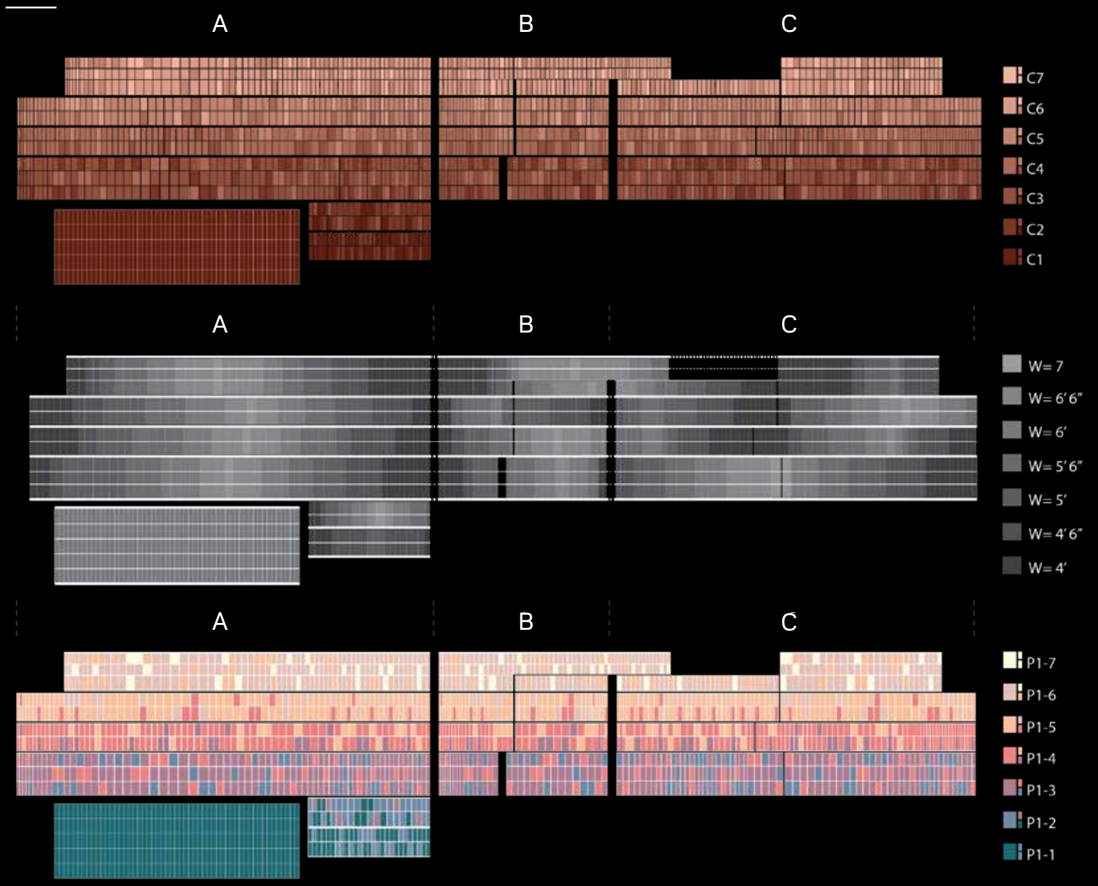

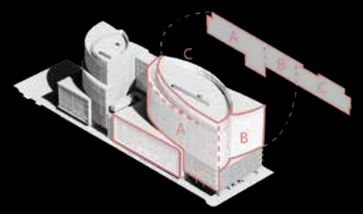

2. Facade diagram - phase II

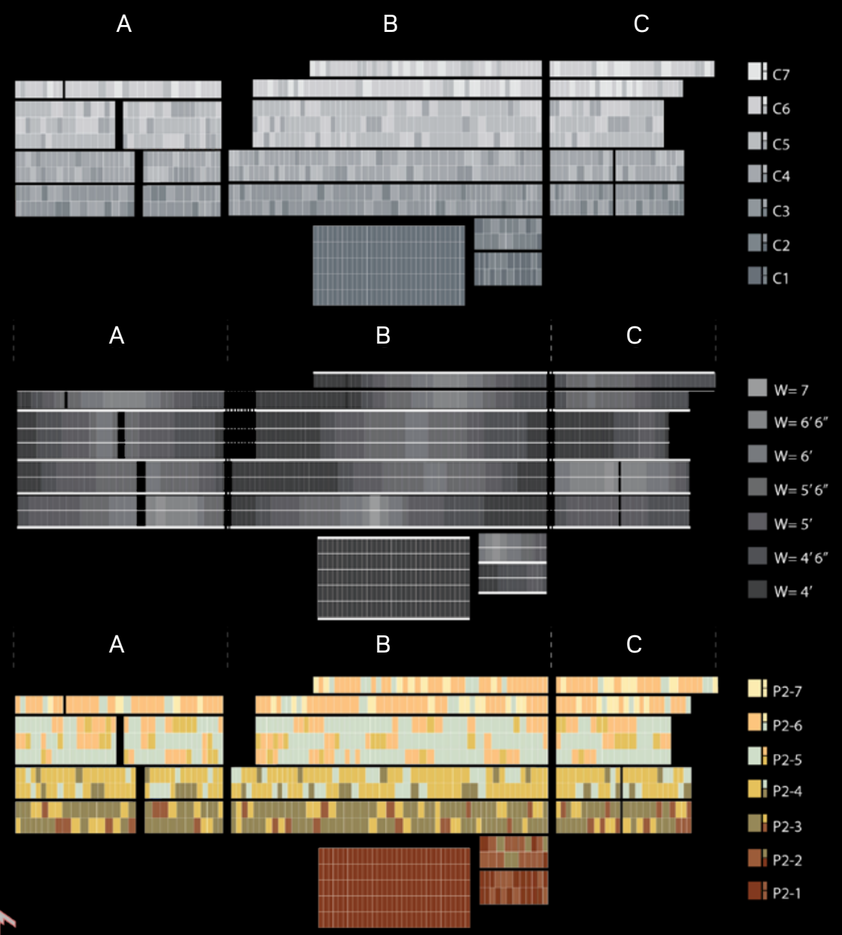

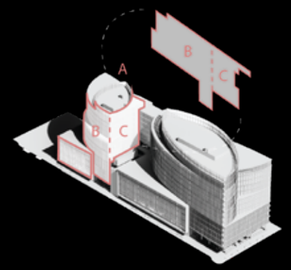

1. POPOS sketch

2. POPOS program

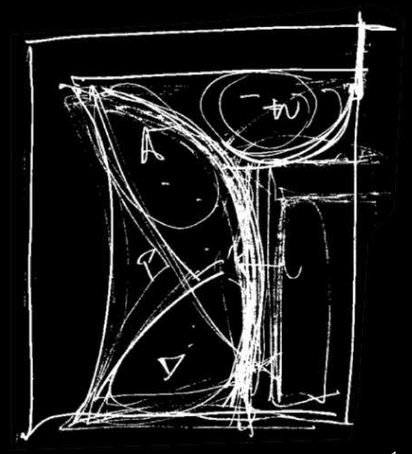

1.

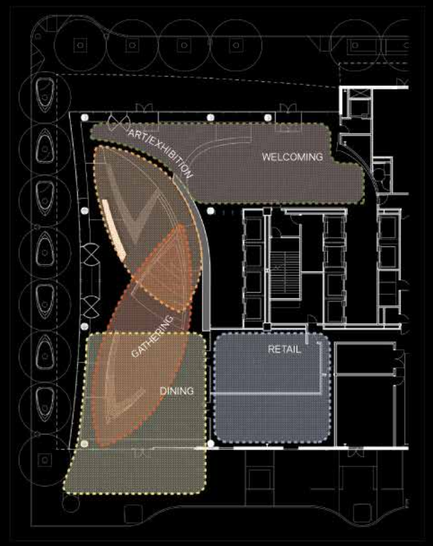

2.

3. Finishing elements

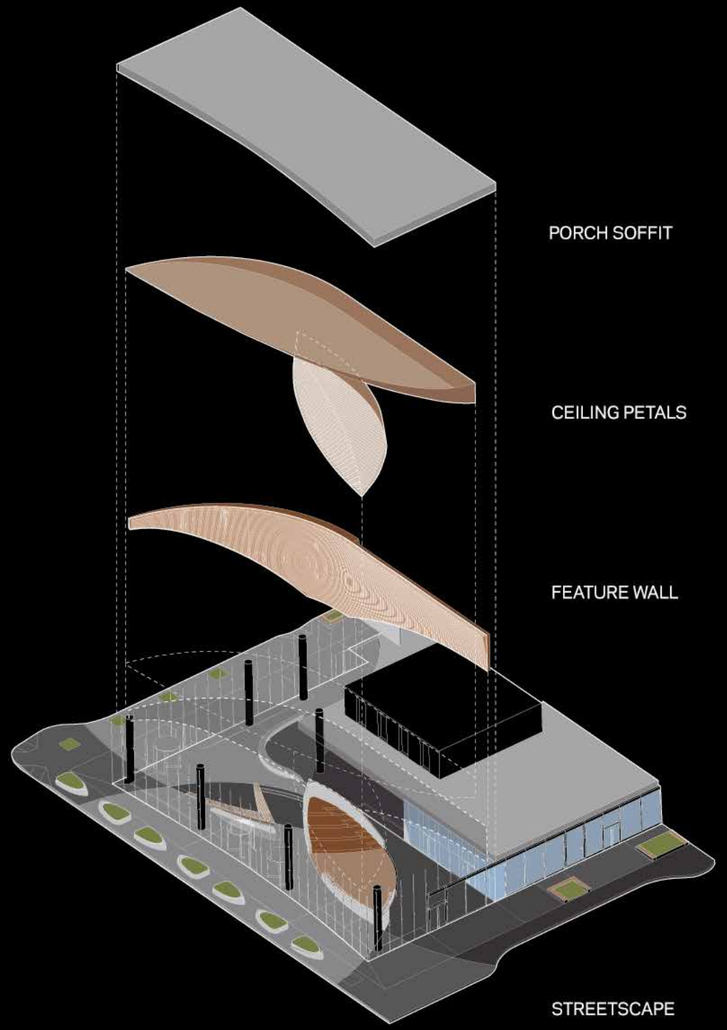

3.

POPOS PLAN

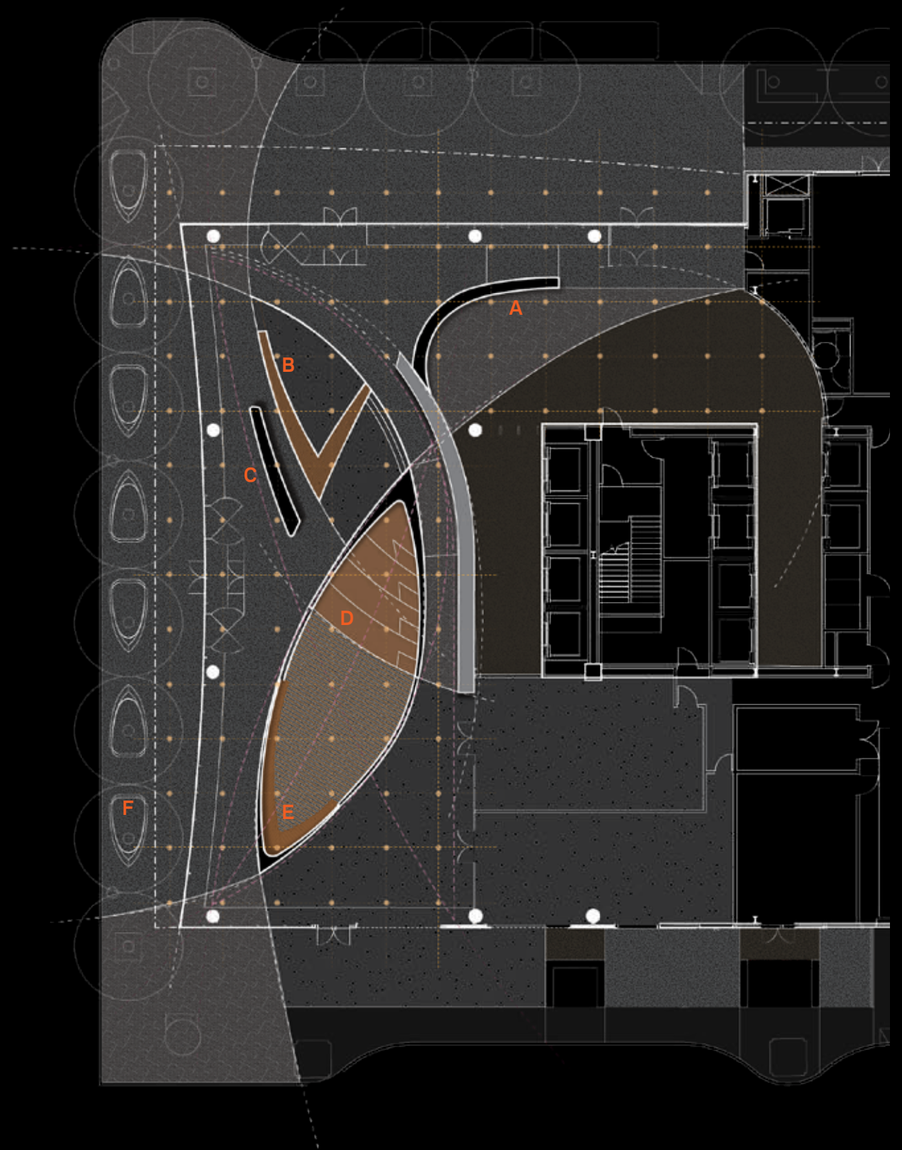

A. Curved bench
B. Seating
C. Seating table
D. Amphitheater
E. Bench
F. Planter

Interior lobby

1. Design elements



A. Terrace canopy



B. Bar furniture set

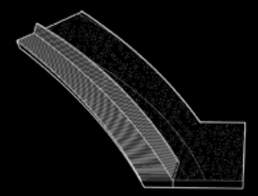

C. Terrace bench

D. POPOS bench

E. Art podium

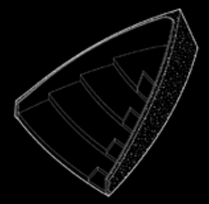

F. Amphitheater

G. Fence

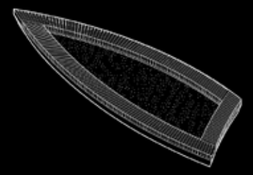

H. Paseo bench type 1

I. Paseo bench type 2



J. Planter



K. Urban room bench type 1

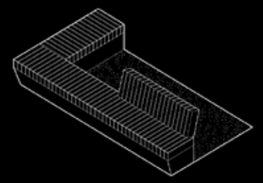

L. Urban room bench type 2

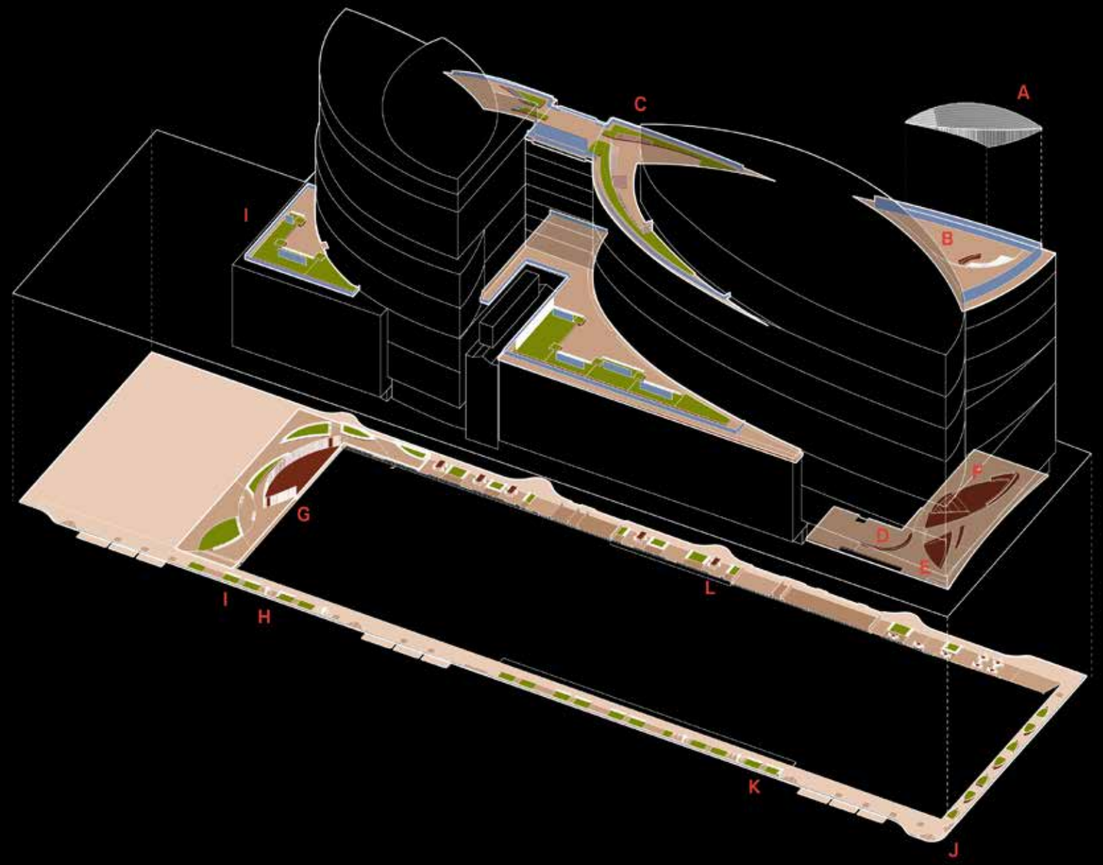

ROOF TERRACES

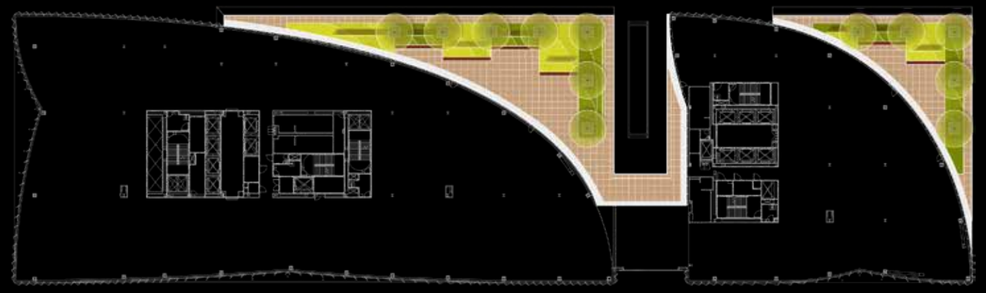

1. Level 7

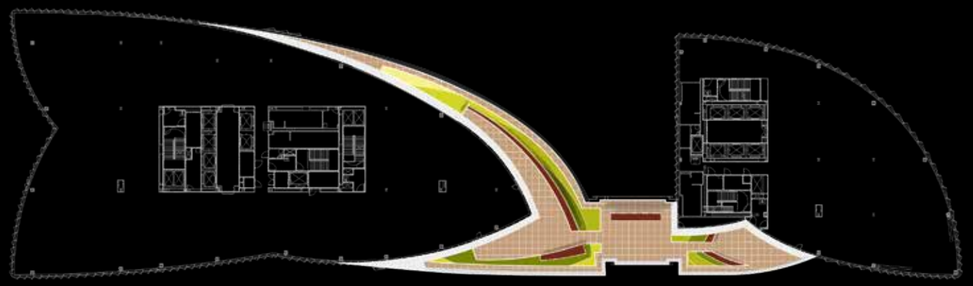

2. Level 14

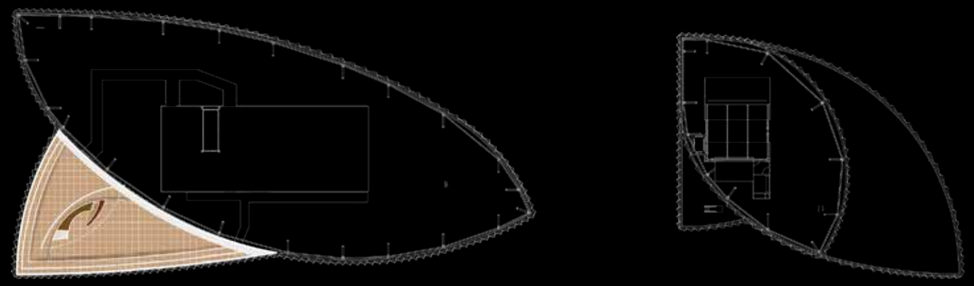

3. Level 15

Street view

"The facade enclosure of the 4th & Harrison urban campus stacks vertically and pulsates horizontally, bringing to mind the furrows and grooves, as well the textures and tinctures, of the bark of California live oaks."
- Paul Woolford, AIA, Design Principal



Exterior view

COMMERCIAL

5 TIMES SQUARE LOBBY + AMENITY FLOOR

New York, New York

To transform this iconic office tower and give it a stronger presence on a busy corner in Times Square, the team developed a repositioning master plan.

The design re-stacks the lower seven floors to transform office space into 100,000 square feet of retail—a significant change from the fragmented ground-level retail space in the current building.

The design expands and relocates the office lobby to a more optimal location and creates a focal point for the retail entry at the densest corner. Different feature walls and design details will clearly differentiate office from retail space. Strategically locating the retail entries and vertical circulation systems creates value for potential retail tenants.

The client is considering two approaches for the seven levels of retail space. The first is a flagship opportunity for one or two major tenants. The other approach is to create a vertical mall that works around the building core and internal circulation spaces and provides increased visibility from Times Square.

INFORMATION

CLIENT RXR Construction & Development

DESIGN PRINCIPAL Kenneth Drucker, FAIA

100,000 sq. ft. / 9,300 sq. m.

CONCEPT

1. Concept sketches

2. Interior rendering



1.



2.

PLANS

1. Ground level (1,050 sq. ft.)

2. Level 2 (5,948 sq. ft.)

A. Messenger center
B. Entry
C. Service entry
D. MTA
E. Concierge
F. Security
G. Elevator (new)
H. High-rise
I. Low-rise
J. Café
K. Glass wall
L. 7 turnstiles
M. Media wall
N. Open to below

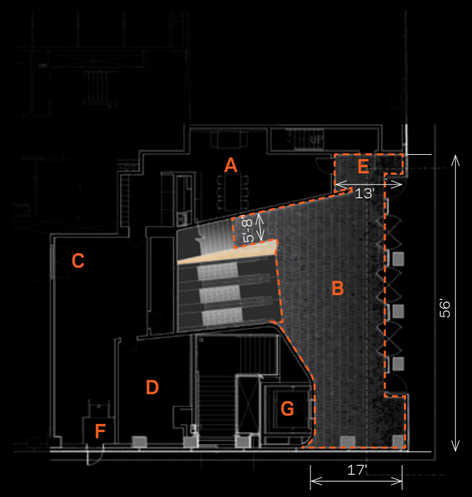

1.

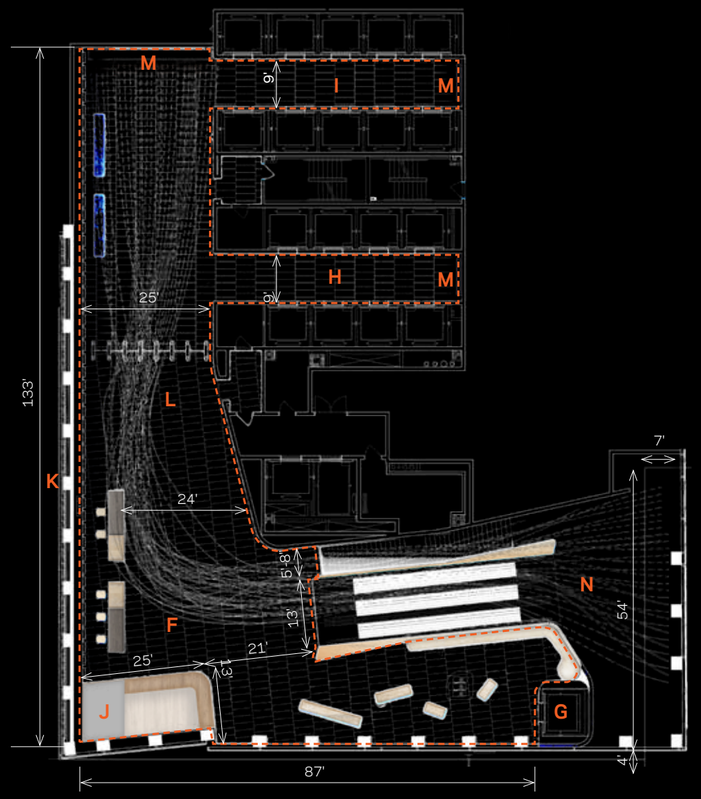

2.

DIAGRAMS

3. Escalator axon

4. Escalator view diagram



3.

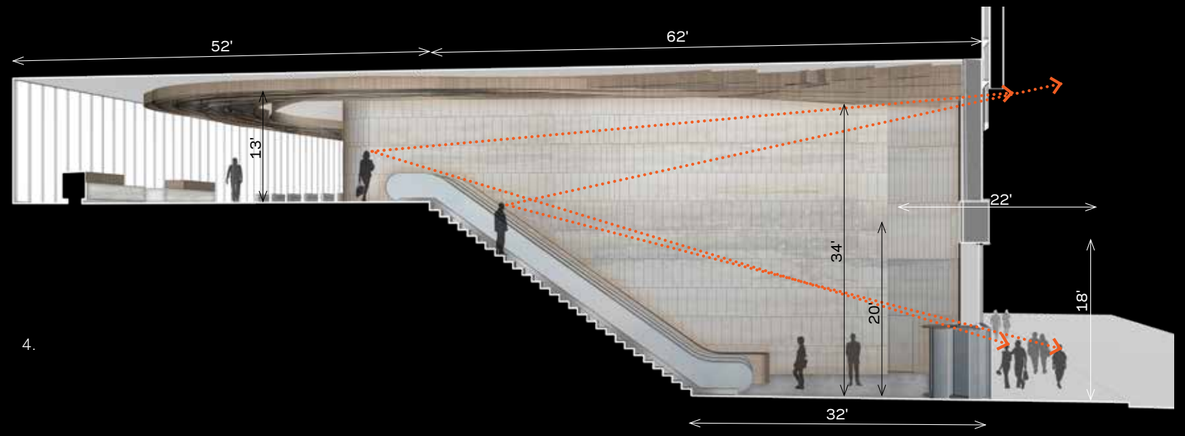

4.

Upper level interior view

"The sinuous curves and soft stone walls guide visitors and tenants to a new second floor lobby where they can find serenity away from the frenetic environment of Times Square."

- Kenneth Drucker, FAIA, Design Principal

BAY MEADOWS URBAN VILLAGE

San Mateo, California

This 84-acre transit-oriented development (TOD) is a new mixed-use commercial destination along the Caltrain line in the heart of San Mateo. Built on the former site of the Bay Meadows horse track, it offers the best of both worlds: an urban-inspired destination with accessible amenities and active street life but with plenty of green space and small-town charm.

Bay Meadows features contemporary architecture, a pedestrian-friendly environment with ample parks and green spaces, sustainable office buildings and a variety of housing types. Spaces can easily adapt as the village grows and changes over time. To minimize the need for cars, the design establishes a framework of streets, bike paths and walkways that provide convenient access to the Hillsdale Caltrain Station.

HOK worked with developer Wilson Meany on the design of five single-block, mixed-use office buildings that serve as the village's economic engine. Each building consists of two wings highlighted by a palette of terra-cotta tiles and a variety of fenestration strategies. The orientation of the wings supports exterior public spaces along the street with entrances connecting to pedestrian paths along each block. All buildings are flexible to accommodate different work styles in a Class A setting.

The team designed each building for LEED Gold certification, with options for renewable energy that can elevate them to LEED Platinum. High-quality building materials support longevity and durability. Innovative glazing and mechanical systems ensure energy efficiency, user comfort, access to daylight and flexibility.

Three already built mid-rise buildings each have 600,000 square feet of office and retail space with integrated, structured parking. Each floor plate offers 50,000 square feet of contiguous office space and high ceilings with full-height glazing to optimize daylight penetration. The exposed ceilings offer a striking, raw aesthetic while maximizing height and adaptability.

Two corner buildings, yet to be constructed, will be smaller and incorporate more green space.

INFORMATION

CLIENT Wilson Meany

DESIGN PRINCIPAL Paul Woolford, AIA

1.4 million sq. ft. / 130,064 sq. m.

CONCEPT

1. Sketch

2. Historic aerial



1.

2.

MASTER PLAN

A. El Camino Real
B. San Mateo Caltrain line
C. South Delaware Street
D. Town square
E. The Nueva School
F. Franklin Parkway
G. Paddock Park
H. Bay Meadows Park

1. Major circulation systems

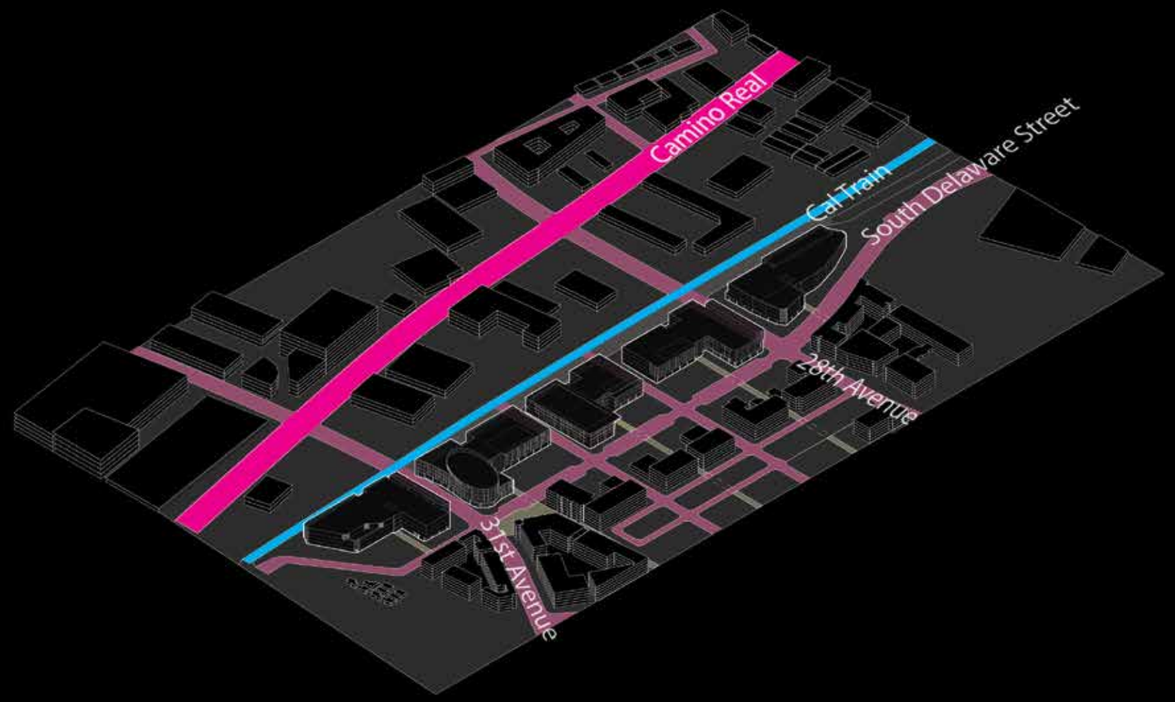

2. Master planning components

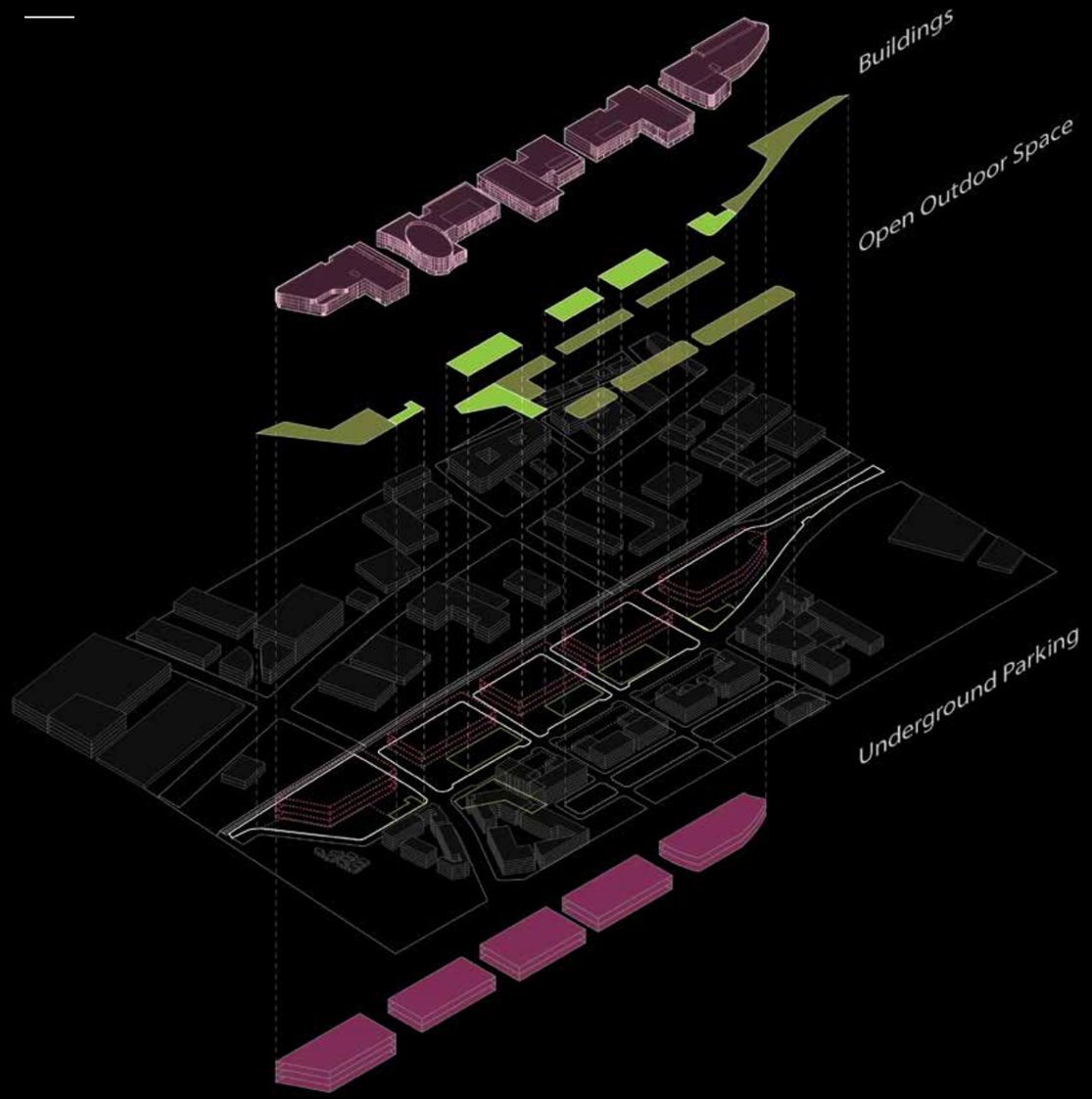

1. Master plan components

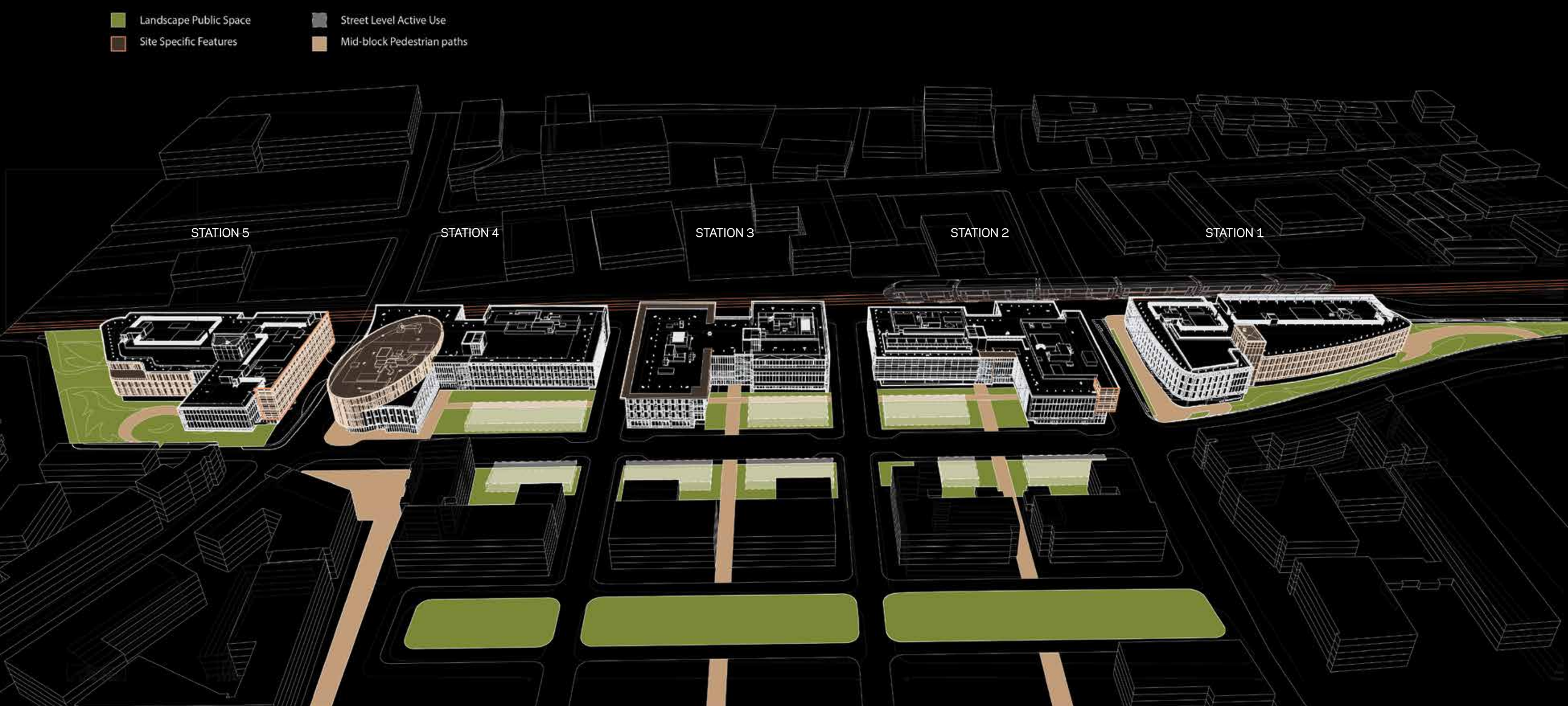

1. Exterior material + volume articulation

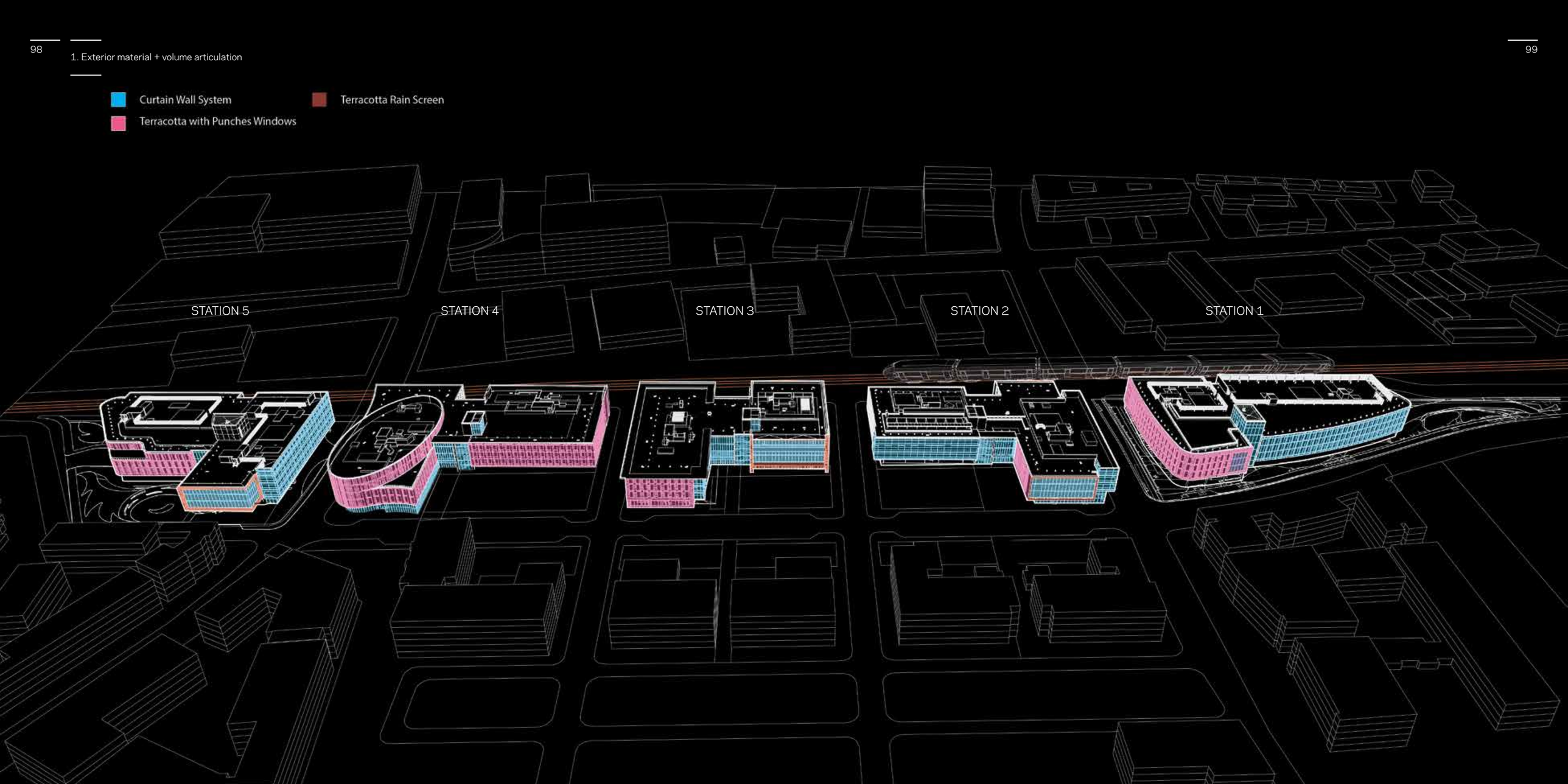

Station 2 courtyard

1. Arcade

2. Rooftop terrace

Courtyard

"The Bay Meadows Village is a community exemplar of what society strives for: a thoughtful mix of places to live, work, play and access services. The weft of major rail, auto and bicycle transit corridors, together with the weave of neighborhood streets and pedestrian passages, creates a fabric designed to enrich modern urban life."

- Paul Woolford, AIA, Design Principal



CAPITAL MARKET AUTHORITY TOWER DESIGN COMPETITION

Kuwait City, Kuwait

1. Highly glazed north elevation affords spectacular views of Gulf

2. View from south

The tower design for the Capital Market Authority (CMA) of Kuwait draws inspiration from the traditional Kuwaiti courtyard house. Inner courts provide inviting social areas while a protective exterior shields inhabitants from the harsh desert environment.

Stacked "houses" form the massing of the tower, which gently rotates around its southeast axis to maximize site usage and distance the building from an adjacent skyscraper. These tiered, offset volumes create a series of tall atria at the edges of the building that offer spectacular views across the gulf. An open courtyard space in the center of each volume provides visual connectivity across all levels of the block.

"Privilege floors" link the tower's vertical houses and create welcoming areas for conducting business meetings and socializing without compromising the privacy and security of the working spaces above.

The building's shifting, geometric facade of stone and glazing opens and closes in response to orientation, in a similar way that the region's ancient grain responds to the weather. Windows set deep within the building envelope are transparent from the north but solid from the south. This opaqueness provides a monumental quality to the building's city-facing facade.

The base of the building occupies the whole plot and, unlike conventional podiums, spreads out gently in a series of stepped layers. This creates a sense of unification and allows for wide, column-free spaces.

The building's uppermost levels host the curving, wood-panelled VIP Hall. Inspired by the traditional Arab sailing vessel (a dhow), this prominent space high above Kuwait City reflects the trading heritage of the nation, the region and the CMA.

HOK collaborated with Kuwait City-based Pace Architecture.

INFORMATION

CLIENT Pace Architecture

DESIGN PRINCIPAL David Weatherhead, RIBA

409,030 sq. ft. / 38,000 sq. m.

735 ft. / 224 m. tall
50 floors

Annual EUI: 99 kBtu/sf/yr
22.4% below ASHRAE 2007

CONCEPT

Plan + diagrams:
1a. Rotating the site / realigning tower
1b. Adjacent building
1c. Maximizing views + privacy

2. Concept sketch



1a.

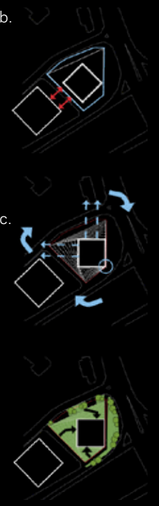

1b.

1c.

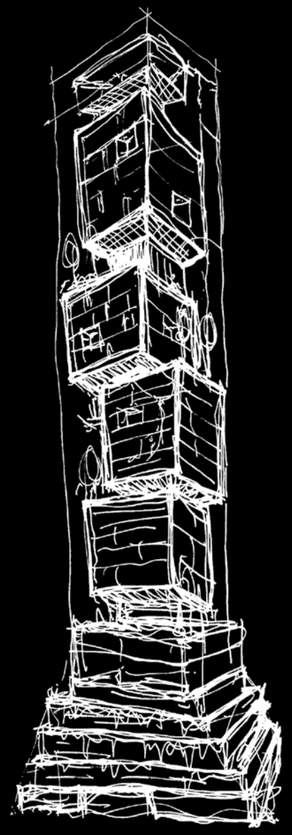

2.

3. House volumes set within skin

4. Protective stone exterior





3.



4.

PODIUM

PLANS

1. Level 0 arrival

2. Level m1 concourse main reception level

3. Level m2 auditorium level

4. Location plan

5. Podium axon

A. Main drop-off
B. Main entrance lobby
C. VIP drop-off + reception
D. Loading bay / BOH
E. Ramp down to parking
F. MEP
G. KIA Tower
H. Landscape
I. Main reception
J. Lifts
K. BOH
L. Multifunctional hall
M. Waiting lounge
N. Auditorium
O. Prefunction space
P. WCS

4.

5.

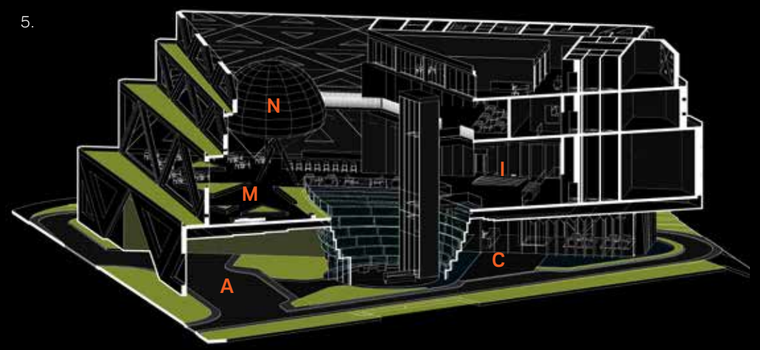

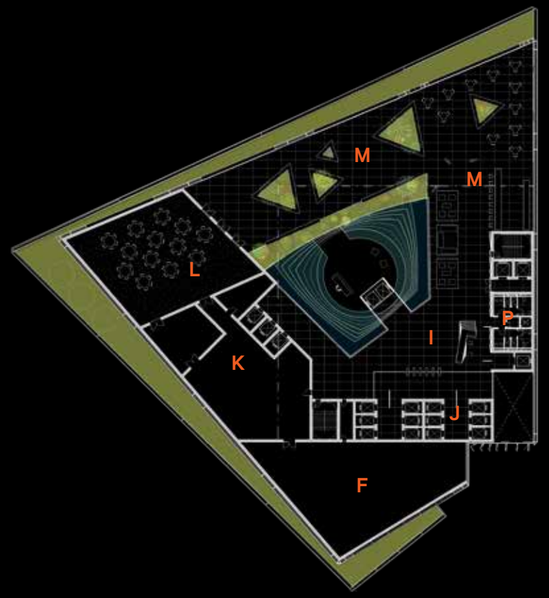

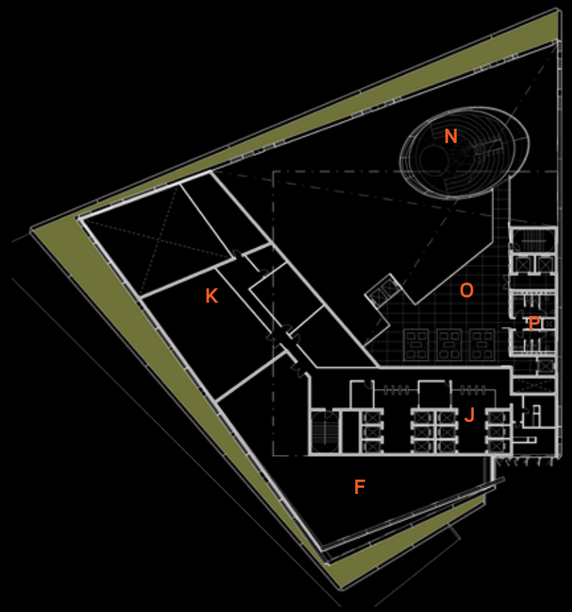

1. Entrance oasis

2. Auditorium from concourse level

TOWER

1. North elevation

2. Protection + transparency diagram

3. Open stone facades

4. Closed stone facades



1.

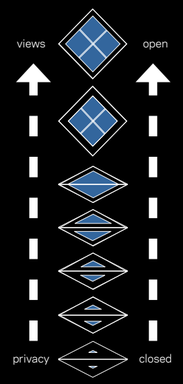

2.



3.

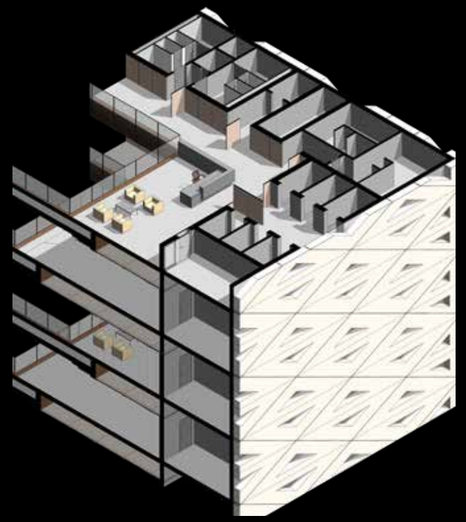

4.

5. VIP entrance articulates southeast corner



PLANS

1. Axonometric floor plan: typical board of commissioner's floor

2. Typical privilege floor plans: level 26 + 15

A.Courtyard
B. Core
C. Atrium
D. Offices
E. Reception
F. Meetings
G. Garden
H. Plant room
I. Terrace
J. Lifts

1.

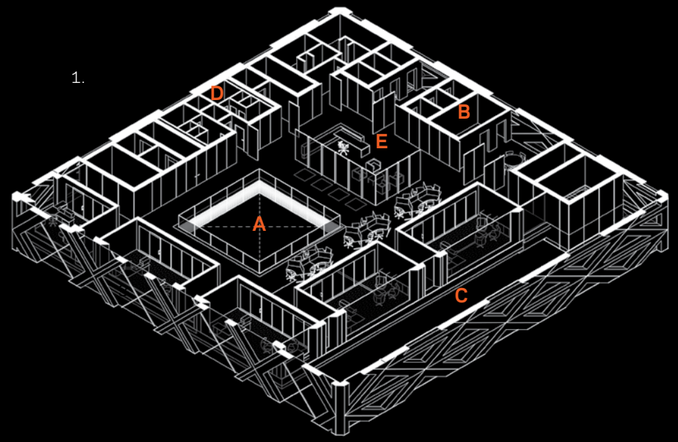

2

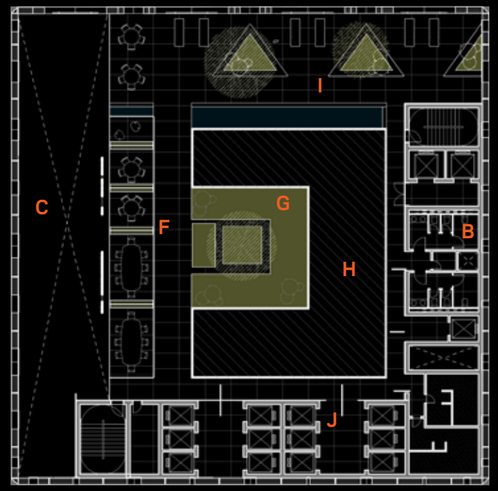



SUSTAINABLE WELL-BEING

User Experience
Maximizing user comfort
Technology to enhance user engagement

Well-Being
Connection to nature
Informal social spaces

Buoyancy Effect
Combine atria and courtyards for natural air flow
Reduce fan power for heat exhaustion

Energy Reuse System
Displacement system
Precooled offices extract air to transient areas

LED Lighting System
Energy-efficient artificial lighting

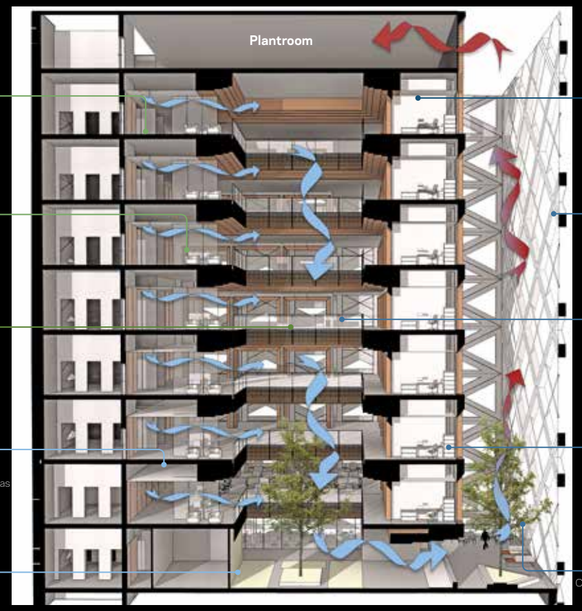

LEED Anticipated
Minimum of LEED Silver

Orientation
Minimize solar exposure

Vernacular
Courtyard concept

Daylight
Maximize natural light
Minimize glare

Facade Optimization
Cores as buffer zones for solar protection
Apertures in relation to solar radiation

Sustainability Roadmap



Baseline
340 kWh/m²/year
85% WWR in all orientations
Aligned with the plot

Load Reduction
40% Reduction
Optimized WWR per orientation
Oriented to decrease solar exposure
Double skin responding to minimize solar radiation

Systems Integration
65% Reduction
Free cooling
Energy reuse system
Optimized light power density

Additional Innovation
Path to Net Zero Energy
Energy generation
Green operational plan
Maximized free cooling

1. Waterfront view of CMA Tower

2. Level 44 plan - VIP hall

3. The lighthouse

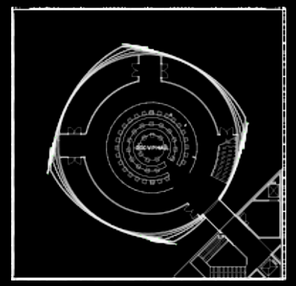

2.

3.

View of CMA Tower, KIATower + Central Bank of Kuwait Tower

"The building is composed of a series of volumes, stacked vertically, representing the organizational connectivity of the Capital Market Authority. At night the tower transforms, revealing the stacked 'houses' within and echoing the CMA's guiding principles of fairness, integrity and transparency."

- David Weatherhead, RIBA, Design Principal



MIXED-USE DEVELOPMENT DESIGN COMPETITION

Los Angeles, California

This proposed LEED Gold development would enhance the vibrant character of its Los Angeles Arts District neighborhood with new retail, creative office space and affordable housing.

The project redevelops two 4th Street properties: a non-contiguous office building and a parking garage operated by the Department of Public Social Services (DPSS). The design creates a new DPSS office building at its current 4th Street address with the addition of an attached parking structure. The office building's ground floor will be public facing, with large windows facing 4th Street. Additional private functions are housed within secure upper levels.

A mixed-use building will replace DPSS's current two-story parking structure at 4th and Hewitt Streets. Designed to celebrate the spirit of the district with a colorful facade and playful, geometric massing, the 17-story structure creates a new L.A. landmark. The building's top seven levels will house office space for creatives. Outdoor terraces offer employees a unique amenity and activate the building's form. A 10-story parking structure serves as the building podium.

A dozen affordable live-work housing units are accessible from the ground level, providing residents direct connections to the neighborhood's street-level art events. A double-height, covered urban outdoor "living room" adds to the already dynamic pedestrian environment along the 3rd Street frontage.

The building's 10-story garage offers parking for residents, office tenants and the general public. To maximize flexibility, the top parking level is double-height and equipped with mechanical stackers so that it can be retrofitted later as office space.

The facade and fenestration of both buildings mimic the district's contextual warehouses and bright murals. Art walls showcase work by local artists on massive canvases embedded into the fabric of the building.

INFORMATION

CLIENT County of Los Angeles Department of Public Works

DESIGN PRINCIPAL Mark Ejnes, AIA

300,000 sq. ft. / 27,870 sq. m.

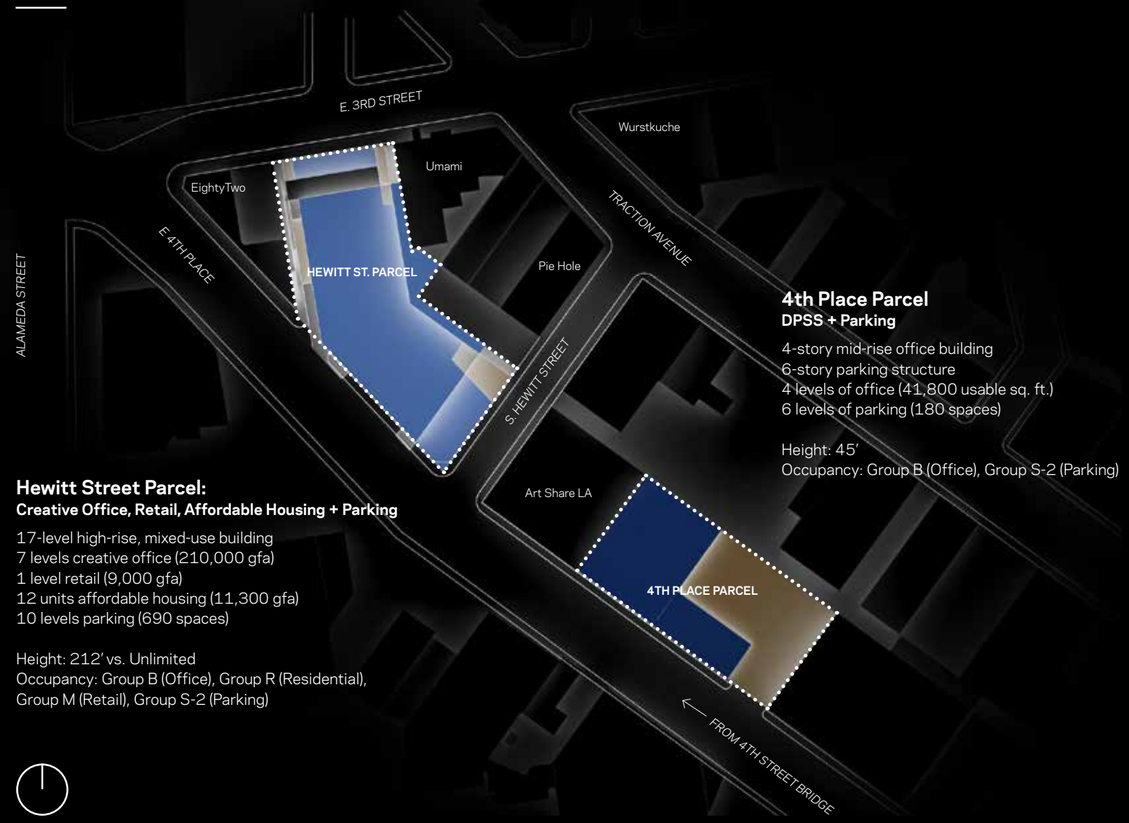

4th Place Parcel
DPSS + Parking

4-story mid-rise office building
6-story parking structure
4 levels of office (41,800 usable sq. ft.)
6 levels of parking (180 spaces)

Height: 45′
Occupancy: Group B (Office), Group S-2 (Parking)

Hewitt Street Parcel:
Creative Office, Retail, Affordable Housing + Parking

17-level high-rise, mixed-use building
7 levels creative office (210,000 gfa)
1 level retail (9,000 gfa)
12 units affordable housing (11,300 gfa)
10 levels parking (690 spaces)

Height: 212′ vs. Unlimited
Occupancy: Group B (Office), Group R (Residential), Group M (Retail), Group S-2 (Parking)

Program: axon west

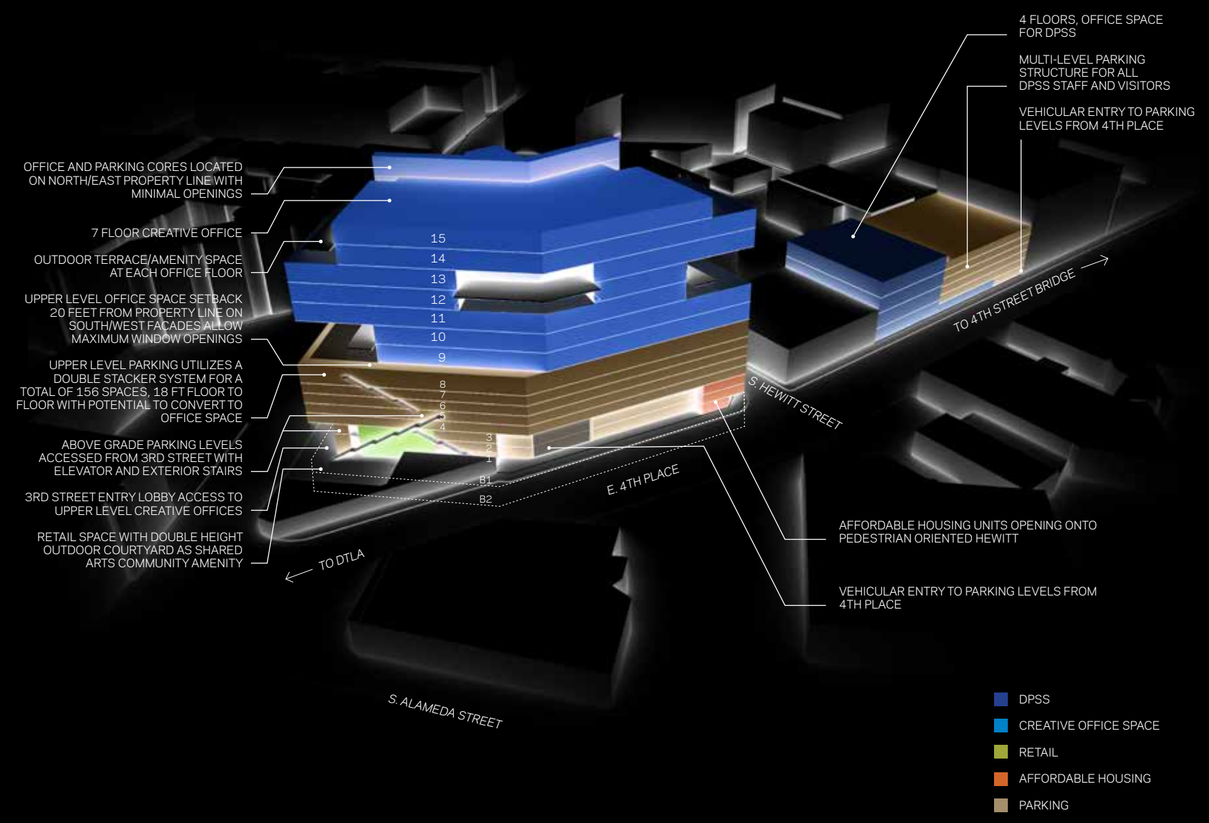

1. Facade studies

2. Hewitt Street parcel from 3rd Street



Contextual panorama

"The new building distills the eclectic vibe of the Los Angeles Arts District by integrating art into the core of its design. Embedded art walls become temporary canvases showcasing the work of local artists and connecting the building to its surroundings with the bold use of color."

- Mark Ejnes, AIA, Design Principal



Exterior aluminum fins at the facade

OFFICE TOWER DESIGN COMPETITION

Pittsburgh, Pennsylvania

The design adds an office tower atop an existing concrete warehouse in Pittsburgh's dynamic Strip District, a popular neighborhood for the city's expanding high-tech workforce. Maximizing the public's access to the renovated warehouse and new tower reconnects the Strip to the riverfront, all within walking distance of the central business district.

Restaurants, a food marketplace, a public rooftop garden and a theater transform the warehouse into a public amenity. Upper levels of the warehouse and lower levels of the tower accommodate automated parking. To acknowledge the property's cultural importance, office workers access the tower lobby through the warehouse's public space.

The proposed 550-foot-tall tower includes a steel frame with a cast-in-place concrete core. Floors consist of cast-in-place concrete slabs on corrugated metal deck, composite with wide flange steel beams and girders spanning wide flange columns. Using steel provides the most flexibility for future changes to office floors.

To achieve the tower's sloping south facade, the design angles the perimeter columns, allowing for larger office floor plates at higher levels.

Aluminum fins on the facade provide solar shading and energy savings. Inspired by the artwork of Andy Warhol, Mel Bochner and other local artists, the fins' bold colors reflect the neighborhood and its vibrant street life.

An open floor plan gives tenants flexibility to change and grow. Fifteen-foot-high ceilings and an asymmetrical location for the core strengthen the open-plan concept. Exterior balconies extend the work environment to the outdoors while offering striking views of downtown Pittsburgh.

INFORMATION

CLIENT JMC Holdings LLC

DESIGN PRINCIPAL Mark Ejnes, AIA

780,000 sq. ft. / 72,464 sq. m.

PREMISE
Keep the cold storage! But... maybe not the ice plant?

PROCESS

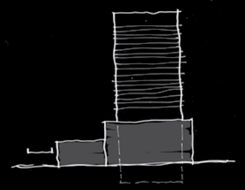

V.1
LOTS OF DEMO!
LOTS OF STRUCTURAL!
Add new tower with offices and parking, through and above the cold storage.

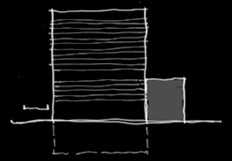

V.2
KEEP SOME?
DEMO SOME?
Add new tower with offices and parking with 25-30K SF floor plates in place of existing building, partially.



V.3
MINIMAL COLD STORAGE
DEMO/STRUCTURAL!
TOWER TOO SKINNY?
Add new tower with offices with 14K SF floor plates in place of the ice plant. Use cold storage for auto parking.

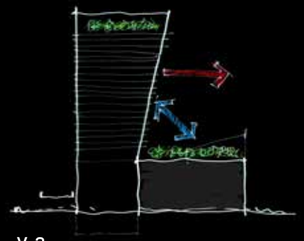

V.3
SLOPED MASSING GESTURE TO DOWNTOWN & ROOF GARDEN.
SHORTER/BETTER TOWER!
Add new tower with slopped massing and larger floor plates (14-20K SF). Use cold storage for auto parking.

RENDERING

Northwestern view



AXON

DRAWINGS

1. Section
2. Facade study
3. Facade coloring

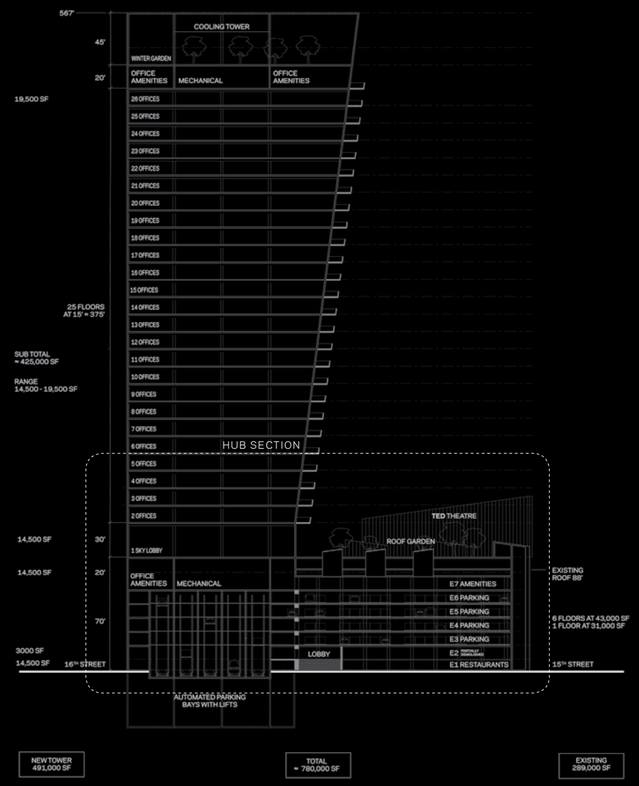

1.

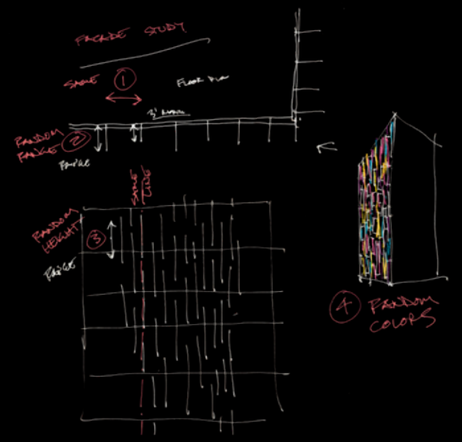

2.

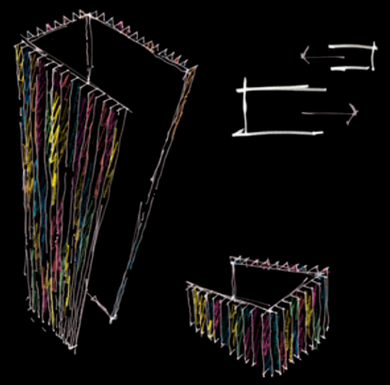

3.

Sketch of project in relation to downtown Pittsburgh

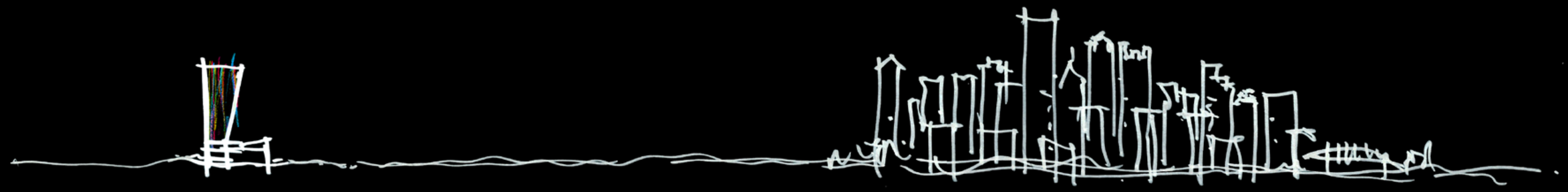

"The design celebrates the history of Pittsburgh's Strip District and charts its future along with the evolution of the modern workplace. The new tower pulls color into the facade, punctuating the skyline and rooting it in the urban landscape. The colored exterior shading fins give the building a bold, vibrant, yet weathered look that visually identifies the district through its shared DNA."

- Mark Ejnes, AIA, Design Principal



Concept model

AUTOMOTIVE EXPERIENCE CENTER DESIGN COMPETITION

Guangzhou, China

This design for a confidential client in South China creates a contemporary, highly experiential space for celebrating the history, evolution and future of a storied auto brand.

Located on the site of one of the auto company's manufacturing plants, the sweeping, four-story building would offer diverse, interactive programming. The scheme allows visitors to gain new insights into the craftsmanship and development of the automaker's environmental and high-performance vehicles.

The building takes visitors on a journey that begins at a dignified lower entrance and emerges onto a theatrical plaza and town square. Guests continue through a museum before crossing a bridge into an experience space showcasing the company's latest vehicle models and future prototypes. The excursion concludes at the top of the building, where customers can test out the new vehicles and drive them down a series of ramps to ground level, completing the circuit.

The building's sleek, contemporary exterior draws inspiration from traditional Chinese ribbon dances and embodies both fluidity and movement.

As part of the master planning, the design team engaged a race track consultant to incorporate an adjacent test- and competition-level track onto the building site. While this building was specifically tailored for the South China market, its design also serves as a prototype that could be modified to share the company's brand story in other regions of the world.

INFORMATION

CLIENT Confidential

DESIGN PRINCIPAL Peter Ruggiero, AIA

320,000 sq. ft. / 30,000 sq. m.

CONCEPT

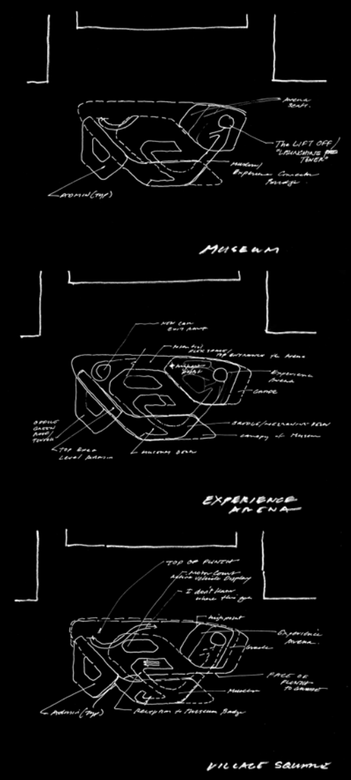

Early concept models

1. Dense urban square
2. Prominent museum
3. Threshold



1.

2.



3.









1. Concept model study: Experience Center

2. Concept model study: Museum



3. Concept model study: Program Connections



4. Concept model study: Town Hall

FORMAL APPROACH | USER EXPERIENCE

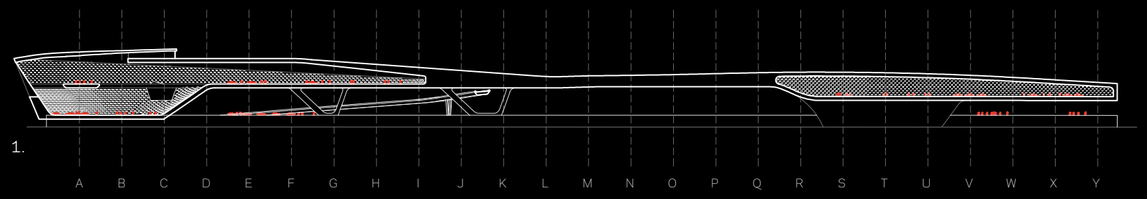

1.

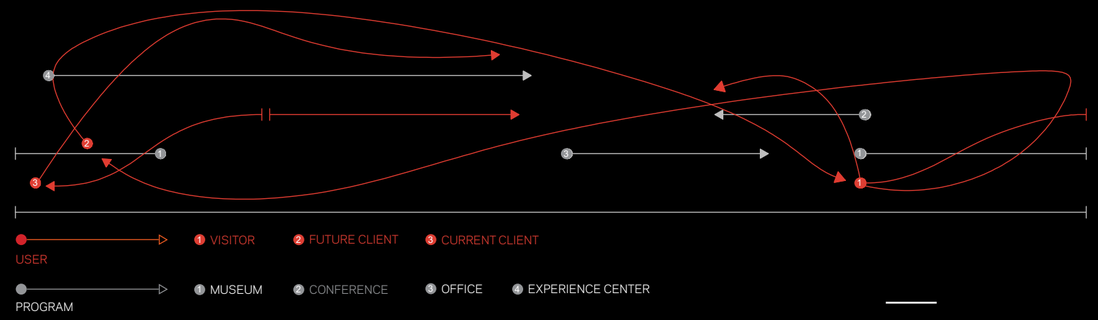

2.

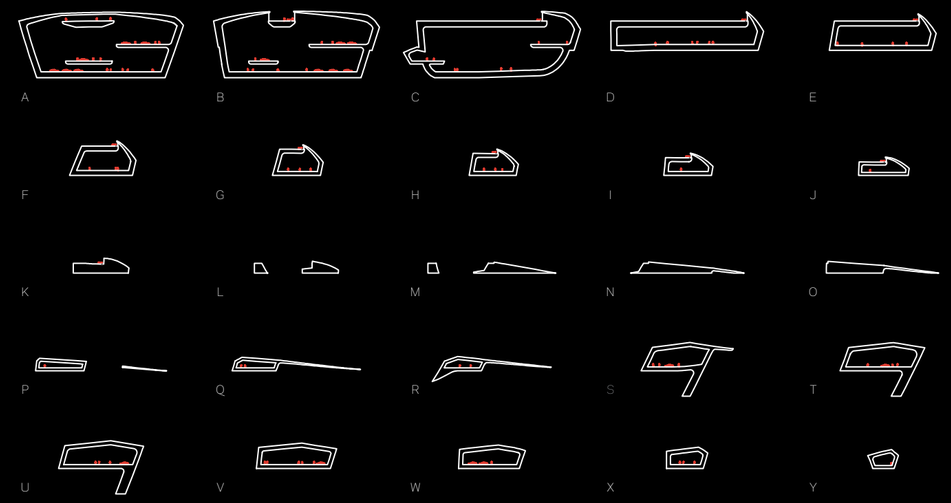

3.

1. Unrolled section

2. User experience diagram

3. Cross-section series





Concept model



PLANS

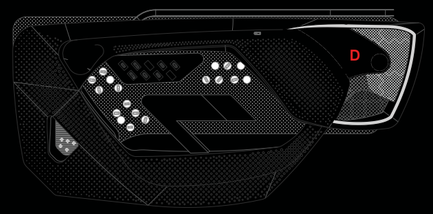

Level 4



Level 5

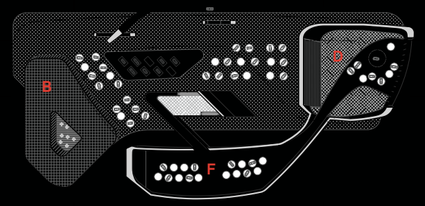

Level 2

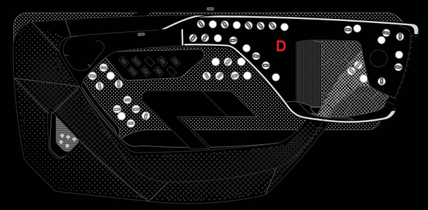

Level 3

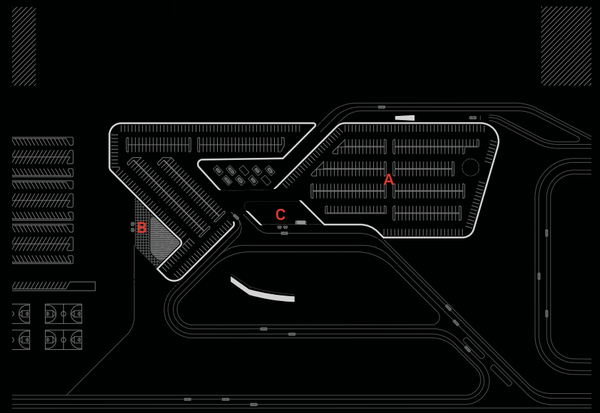

level 0

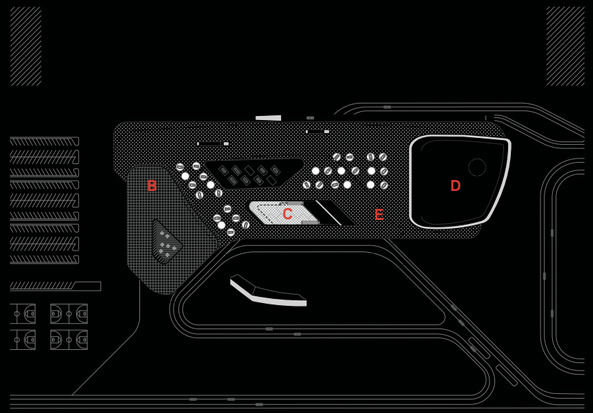

Level 1

A. Parking
B. Office
C. Reception pavillion

D. Experience Center
E. Plaza
F. Museum

Concept model

SECTIONS



A - A'



B - B'

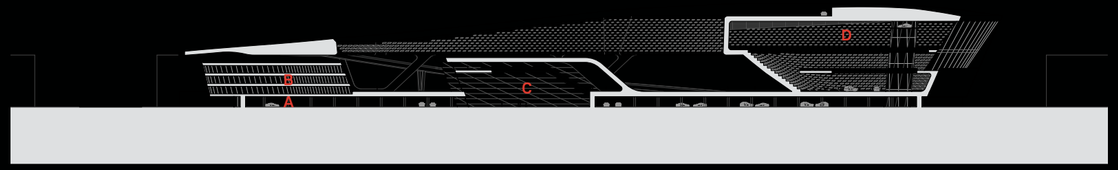

C - C'

D - D'

A. Parking
B. Office
C. Reception pavillion

D. Experience Center
E. Plaza
F. Museum

1. Concept model

2. Museum interior

3. Experience Center interior

Concept model

"The building appears to hover above the ground as if freed from tradition or gravity. Its fluid form suggests both wonderment and possibility—a sense of a limitless future."

- Peter Ruggiero, AIA, Design Principal



View of great hall

CARGILL PROTEIN GROUP HEADQUARTERS

Wichita, Kansas

The new headquarters for Cargill's North American protein operations immerses staff and customers in the organization's farm-to-fork ethos.

Located in downtown Wichita's vibrant Old Town district, the modern four-story building features a glass, metal and wood facade that honors the company's 150-year-old agrarian heritage. The structure is generously set back from the street, creating a graceful, well-landscaped entry.

A flexible, open work environment accommodates up to 950 employees. Private offices are located at the center of the building, surrounded by low-rise cubicles adjacent to floor-to-ceiling windows.

Crowdsourced ideas from Cargill's people guided the design of the building's collaborative spaces, which include a client presentation kitchen, conference center, sensory center for new product testing and central café space that opens to an expansive outdoor deck. Other amenities include outdoor Wi-Fi lounges, game tables, grills and a fire pit.

To communicate Cargill's local roots and global impact, the design integrates local artwork, a material palette that reflects agrarian culture and commissioned photography from working farms. A 28-foot-wide custom art display features custom ceramic plates from a local artist and serves as a backdrop to the open central stairway that connects all four floors.

Use of high-efficiency mechanical and electrical systems, recycled and reclaimed materials, and locally sourced materials reflect Cargill's commitment to sustainability.

Strategically locating the headquarters near the Cargill Innovation Center promotes collaboration and customer-centric solutions.

INFORMATION

CLIENT Cargill

DESIGN PRINCIPAL Peter Sloan, AIA

188,000 sq. ft. / 17,465 sq. m.

2.

CONCEPT

1. Tour story path

2. Entrance

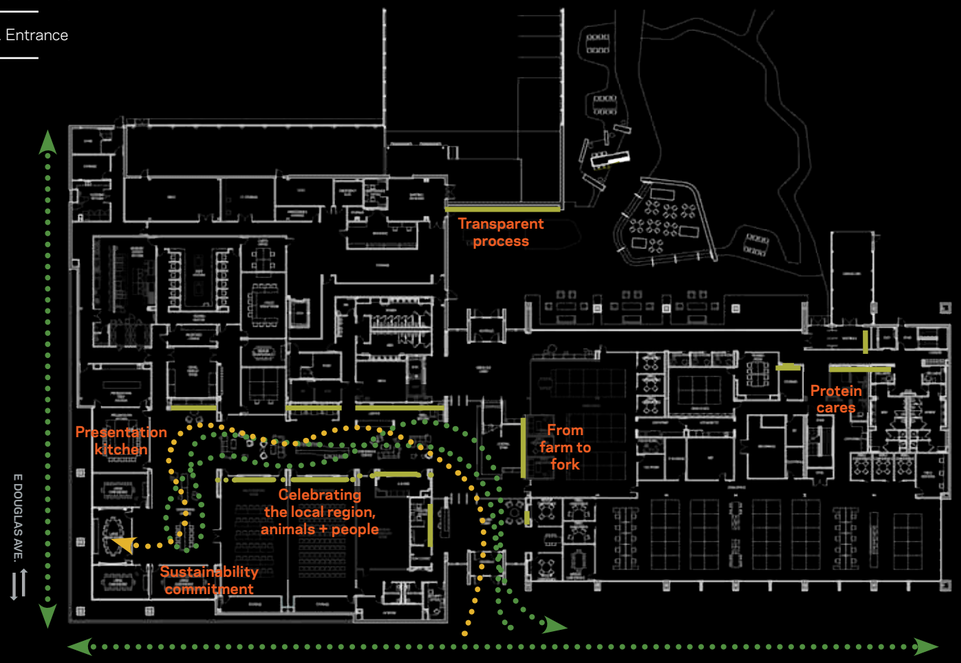

1.

3. Feature stair

1. Mock elevation

2. Concept elevation

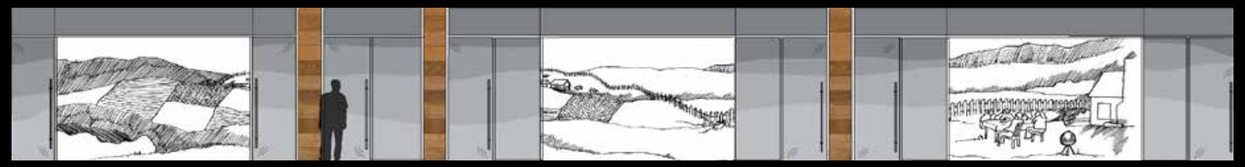

1.

2.

3. View of great hall conference center

1. Open work plan

PLANS

2. Level 1

A. Building lobby
B. Central stair + plate wall
C. Great hall lounge
D. Conference center
E. Presentation kitchen
F. Sensory center
G. Outdoor courtyard
H. Wellness suite
I. Open office workspace
J. Floor lobby lounge
K. Work café
L. Roof patio
M. Executive suite

3. Level 3

4. Level 1 plan diagram

5. Level 3 plan diagram

2.

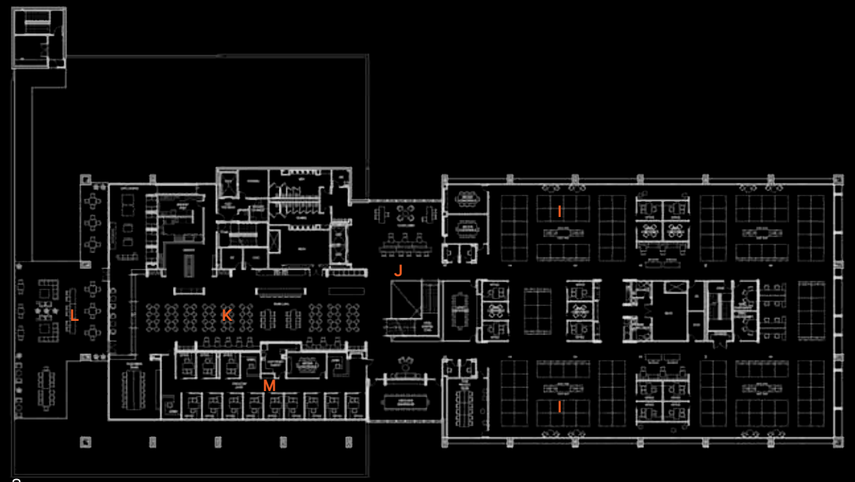

3.

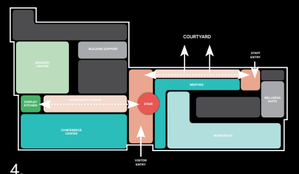

4.

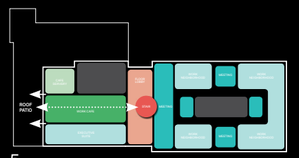

5.

1. Open lobby

2. Feature stair



1. Graphic details

2. Work café

1.

2.

1. Great hall

2. Rope wall detail

3. Open lobby

1.

2.

"The space is designed to create a welcoming, customer-centric, innovative and sustainable environment that facilitates collaboration and communicates Cargill's unique culture and brand to staff, visitors and the community."

- Peter Sloan, AIA, Design Principal

3.

CORPORATE CAMPUS FOR CONFIDENTIAL CLIENT

Houston, Texas

A global professional services company wants this new campus to help it reinvent its culture and position its people for a successful future.

The scheme organizes four office buildings around a 30-acre active landscape featuring a tiered, one-and-a-half-acre lake, several plazas and outdoor terraces, a two-mile walking trail, and future retail and childcare components all embedded within an undulating, pastoral landscape.

Aerial view looking east

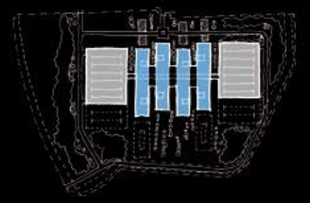

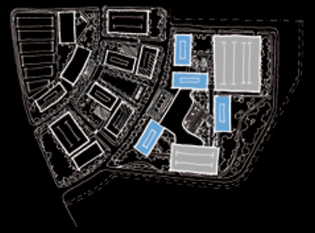

INFORMATION

CLIENT Confidential

DESIGN PRINCIPAL Roger Soto, AIA
SENIOR DESIGNER Jonathan West

650,000 sq. ft. / 60,385 sq. m.

PROGRAM

- Office - 470,000 SF
- Conference center - 29,830 SF
- Lobby/Public space - 40,213 SF
- Parking garages - 2,500 SF
- Dining facility - 28, 123 SF
- Service - 20, 000 SF
- Daycare - 10, 000 SF
- Retail - 28, 000 SF

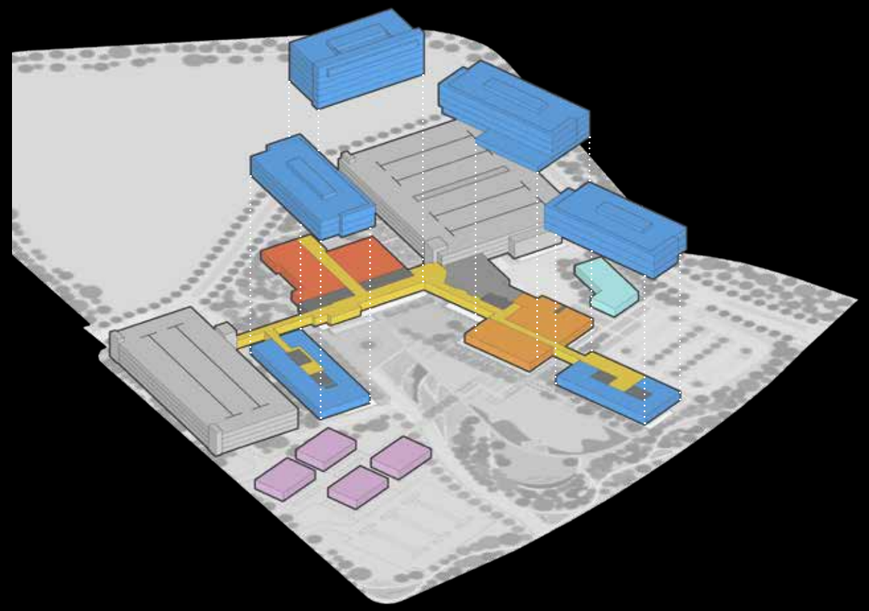

1. Park program

2. Campus shading study

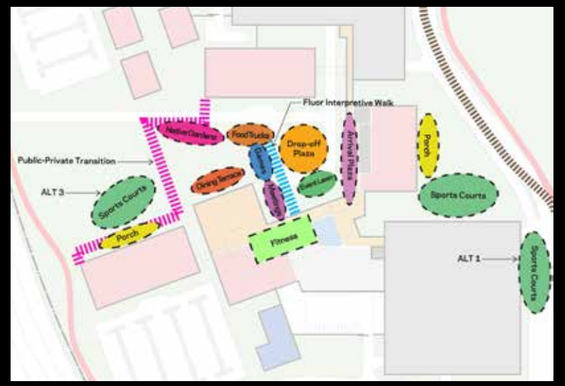

1.

2.

3. Initial park concepts

4. Overall site plan

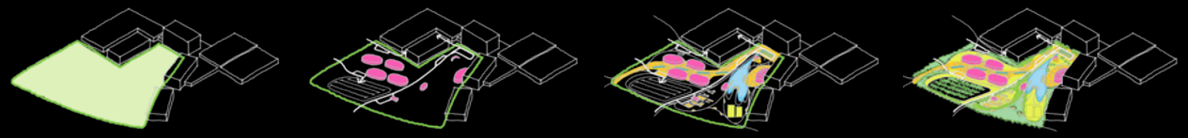

3.

4.

FLOOR PLANS

1. Building A - level 7 plan

2. Building B, C, D - typical floor plan

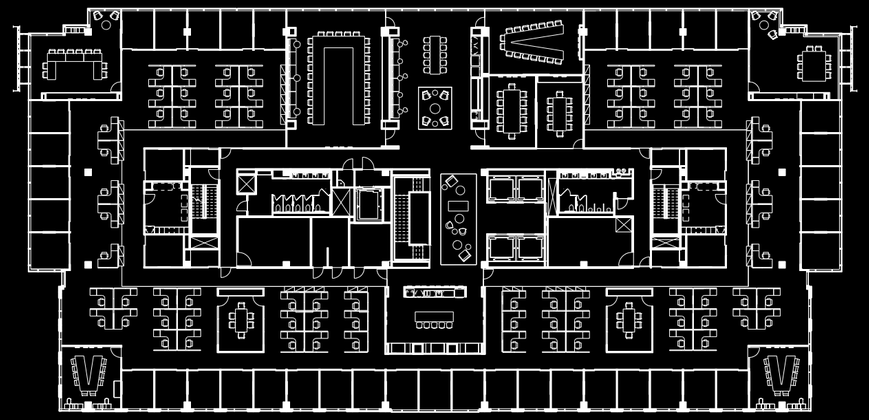

1.

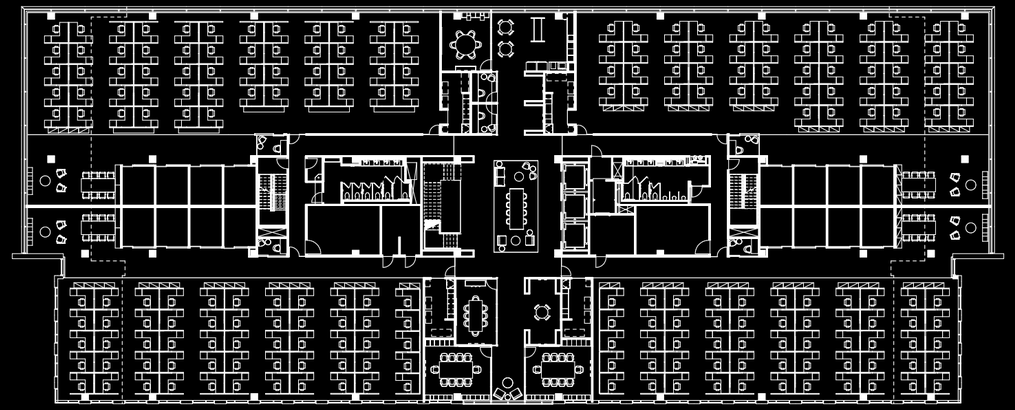

2.

3. Typical town center

3.

4. Typical workplace

4.

Close-up of park + lake

"This project is defined by an extroverted approach to corporate campus planning with a heavy emphasis on landscape design, placemaking and engaging the surrounding community."

- Roger Soto, AIA, Design Principal

exterior rendering

Corporativo Neuchâtel

Mexico City, Mexico

This is the first office building to be constructed within the Cuadrante Neuchâtel master planned community in the heart of Mexico City. The tower, adjacent to two residential buildings, includes 19 floors of Class A office space with large, 24,000-sq.-ft. floor plates. Designed for LEED Gold certification, it will be Mexico City's first high-performance office building.

A site-specific approach to the massing and a design that blends indoor and outdoor environments integrates the building into its upscale Polanco neighborhood. The thoughtful mixed-use program further strengthens community connections.

The plan enhances neighborhood pedestrian links with an east-west greenway that meanders through the development to create a series of landscaped outdoor spaces. A tree-lined boulevard running north-south integrates with the dense urban street fabric to the south.

At the intersection of these two pedestrian spines lies a new central plaza. The design of this outdoor space builds on the historic, landmark plazas of Mexico City. It features a series of iconic, shell-shaped pods that encourage public interaction, create intimate outdoor areas and integrate landscape islands.

Following the site's geometry, the tower's form includes a canted north facade along the Avenida Río San Joaquín elevated freeway. The building mass is strategically carved to create a visual gateway from the north.

The design integrates the two-story building base, which includes glass folding doors, into the exterior garden and urban plaza. Abandoning the traditional lobby concept, the hospitality-infused entry includes a reception area, café, library and lounge that further integrates the tower into the pedestrian-focused Cuadrante Neuchâtel development.

HKS is the architect of record, with HOK as design architect.

INFORMATION

CLIENT Hines

SENIOR DESIGN PRINCIPAL Roger Soto, AIA
DESIGN PRINCIPAL Kathrin Brunner

471,450 sq. ft. / 43,800 sq. m.

CONCEPT

1. Concept massing

2. Corner studies

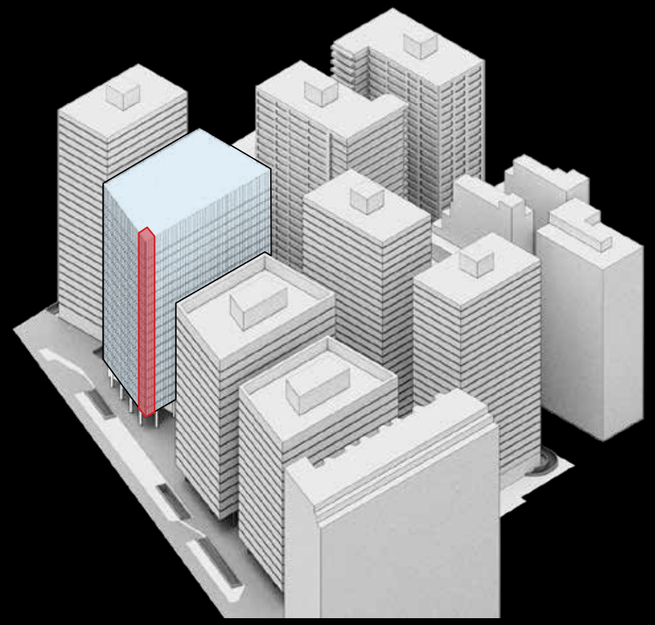

1.

2.

3. View from Ave. Rio San Joaquin

SITE

1. Site plan

2. Plaza concept sketches

" To restore, connect and harmonize nature with the city's intense density is the most sustainable approach to maintaining a livable Mexico City. The design of the Corporativo Neuchâtel building and its site reintroduces an urban fabric focused on pedestrian connections and placemaking."

- Kathrin Brunner, Design Principal

1.

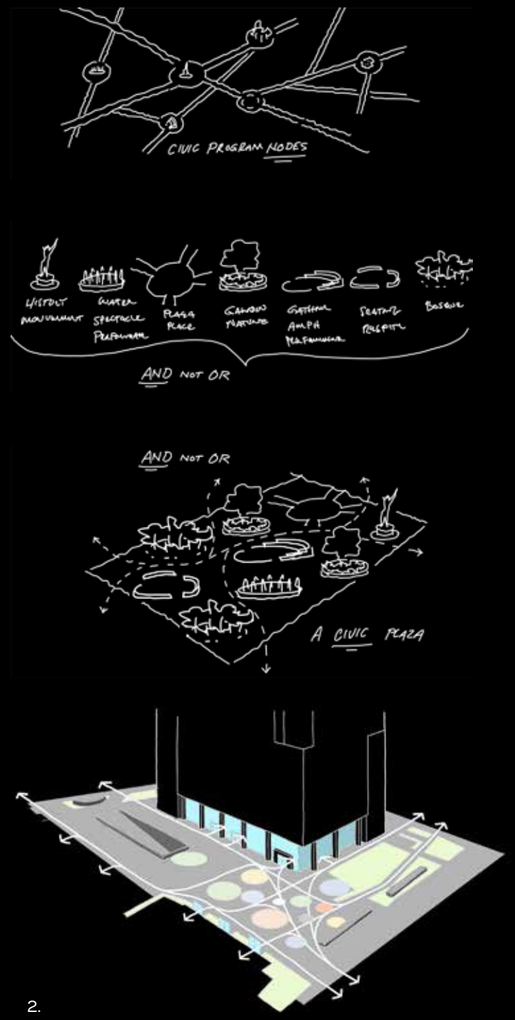

2.

3. Plaza program pods

4. Plaza aerial



3.



4.

Café social hub

PRIVATE PENSION FUND OFFICE

Toronto, Ontario

This pilot workplace for a private pension firm introduces a new way of working that empowers innovation and strengthens the organization's commitment to excellence. The workplace includes unassigned seating, a range of collaborative spaces and integrated technology.

The team used this opportunity to express the culture of the organization and focus on the employee experience during the day.

Employees enter the office through the work café, which functions as the heart of the workplace. Natural light filters through this amenity space to highlight a variety of seating options, including booths, harvest tables, bar-height seats and traditional tables. Bronze cabinets, brass accents and an antique mirror add richness to the space, which has become a popular venue for meetings, dining and spontaneous collaboration.

Other amenities include an elevated locker room with custom walnut cabinets, elegant light fixtures and extensive glazing to highlight citywide views. The integrated ceiling system accommodates both the HVAC system and LED lighting to promote sustainability and comfort.

The design translates the bespoke program into a kit of parts that includes 20 varieties of spaces with the same plug-and-play technology. Employees are encouraged to move around the floor throughout the day and to select the setting that suits their needs. Furniture selections and accent carpets throughout the space soften the work environment, while darker tones and natural materials enhance the aesthetic.

The success of the pilot convinced the firm to implement the kit of parts in other divisions of its organization.

INFORMATION

CLIENT Confidential

DESIGN PRINCIPAL Caitlin Turner, NCIDQ

24,500 sq. ft. / 2,275 sq. m.

56% LPD reduction

"The value the organization places on their employees is reflected in the experience of the space. In addition to providing settings that support tasks undertaken during the day, the design provides an inspirational experience for everyone."

- Caitlin Turner, NCIDQ, Design Principal

PLAN

1. Level 11

A. Lobby
B. Employee café
C. Lockers
D. Standing room
E. Open team area
F. Library
G. Conference room
H. Flexible, interactive program
I. Team war room
J. Workstations

1.



2. Light-filled corridor

1. Door detail

2. Library

1.

2.

South view

ROYAL CARIBBEAN CRUISE LINE HEADQUARTERS

Miami, Florida

Inspired by the form and function of cruise ships, the design of Royal Caribbean's headquarters reinforces the company's brand while providing much needed new office space for a growing staff. Located adjacent to the company's cruise terminal on PortMiami, the building creates a new waterfront landmark while strengthening Royal Caribbean's presence at the world's largest passenger port. The building itself becomes a destination.

The building's boomerang shape allows natural daylight to reach deep into the floor plates. Tracing the building's sinuous form, the edge of each floor extends out 3 to 12 feet to create horizontal shading devices. Accessible terraces are located in zones facing downtown, along the three-story sky garden, around the executive floor and in the southeast corner with views toward the ocean. At night, the building's edges will be illuminated with LED lighting, emphasizing the curvilinear form and creating a dramatic beacon on the water.

Inspired by the hospitality-oriented and experience-driven cruise industry, the interior environment supports Royal Caribbean's brand ethos. An open workplace plan facilitates collaboration across departments. Interior stairs follow the building's curves. Other amenities include an auditorium, training rooms and two cafeterias.

Connected by a verdant courtyard with native plantings and pedestrian paths, the adjacent parking garage features edges and curves that echo those of the office building. A basketball court, soccer field and track located atop the parking garage provide recreation and wellness areas for employees.

Anticipating the impact of climate change and rising sea levels, the resilient design elevates most of the building program and critical equipment. The lobby is more than 15 feet above sea level. Key mechanical equipment is 20 feet above sea level in a mezzanine deck. The plan allows for an expanded dock along the site's southwest edge, with the building set back 10 feet to create a natural barrier of trees and landscape.

INFORMATION

CLIENT Royal Caribbean Cruises Ltd.

DESIGN PRINCIPAL Kenneth Drucker, FAIA

377,125 sq. ft. / 35,035 sq. m.

"Hovering above the existing ground, the mass of the building glides alongside the water like a stop-motion still of a cruise ship slicing through ocean waves. Informed by the sleek design and playful nature of Royal Caribbean's cruise ships, the building is at once a stream of efficiency and a wonder to experience."

- Kenneth Drucker, FAIA, Design Principal

CONCEPT SKETCH

Dock-side view

DIAGRAMS

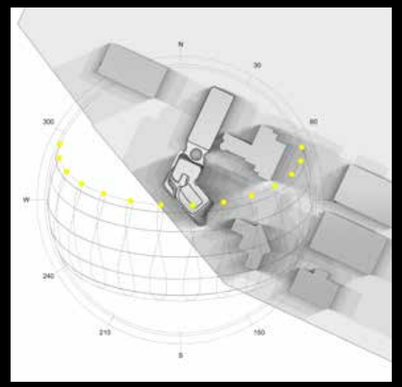

Sun-path diagram

Wind rose



Annual predominant wind: east and southeast



Summer predominant wind: east and southeast

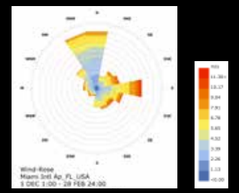

Winter predominant wind: north and east

fluid dynamics

Southeast wind

East wind



North wind

SITE PLAN

A. New building
B. New parking structure
C. Fitness center + mechanical
D. Surface parking / green space
E. Lab building
F. Building 1080
G. Building 1050
H. Future Brightline / Virgin Rail station
I. New parking structure for Terminal K
J. Parking structure for Terminal J
K. Terminal J

SCALE COMPARISON

1. New headquarters building
2. Empress of the Seas
3. Freedom of the Seas

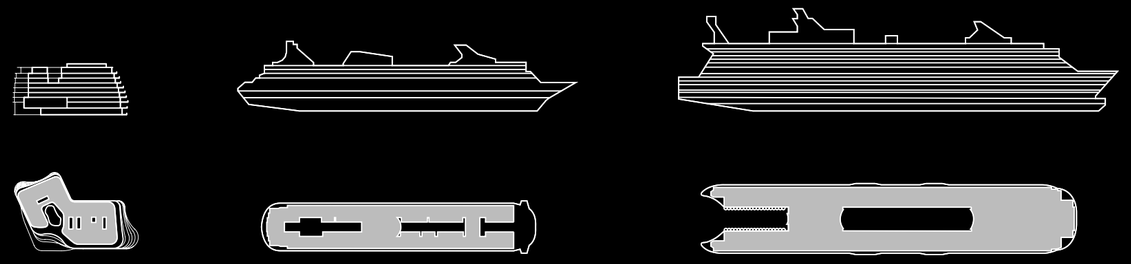

1. 2. 3.

MASSING STUDIES



SEA LEVEL RISE

1. Current
2. 2035: sea level rise 1 foot
3. 2045: sea level rise 2 foot
4. 2100: sea level rise 4 foot (moderate scenario)
5. 2100: sea level rise 6.5 foot (high scenario)
6. 2100: sea level rise 10.7 foot (extreme scenario)



1. 2. 3.
4. 5. 6.

EXPLODED ISOMETRIC

A. Lobby
B. Auditorium
C. Typical office desk
D. Cafeteria
E. Sky garden

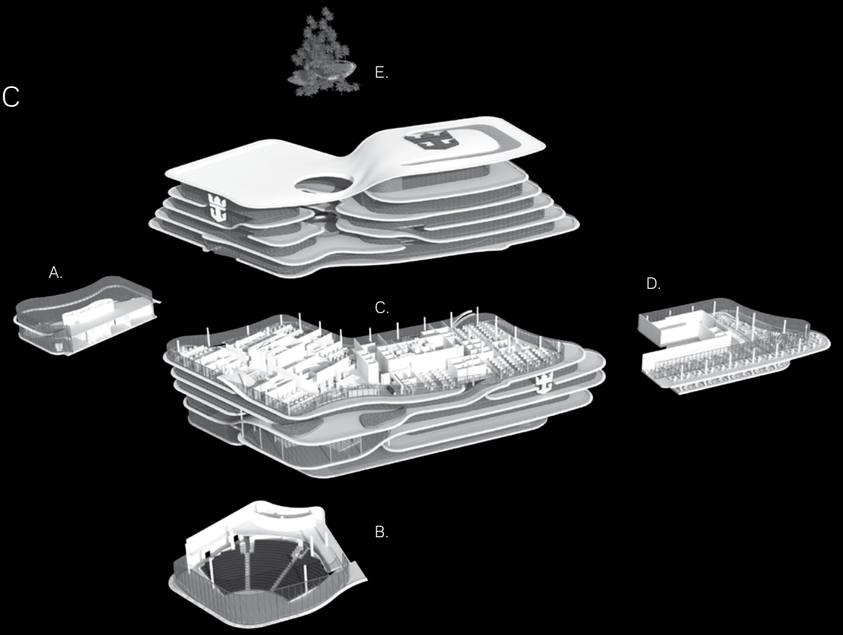





BUILDING SECTION

A. Executive
B. Open office
C. Lobby
D. Auditorium
E. Prefunction
F. BOH

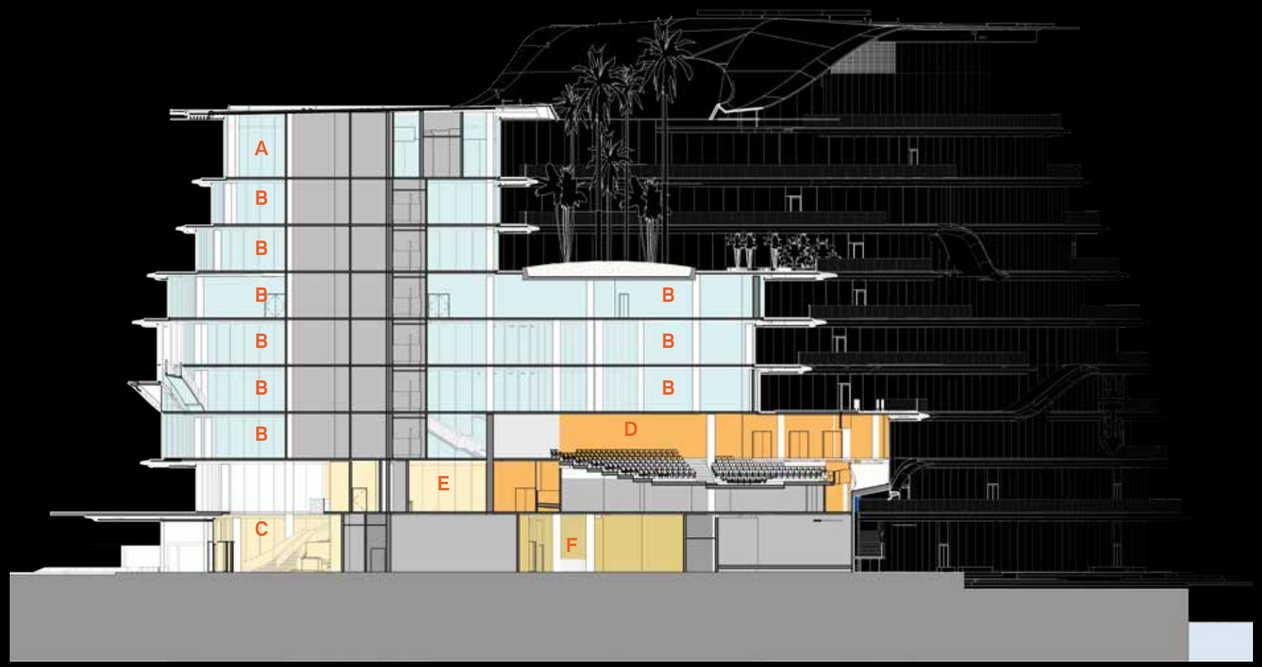

TYPICAL PLAN

A. Collaboration
B. Pantry
C. Green roof
D. Convenience stairs
E. Elevator lobby
F. Outdoor conferences

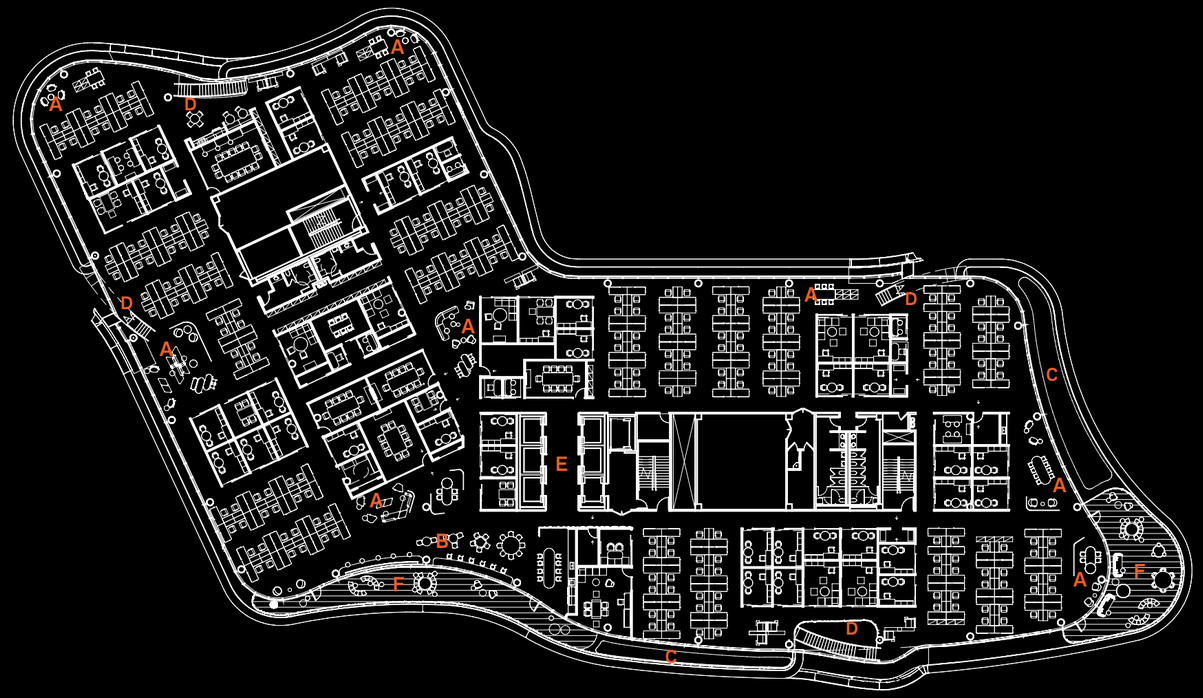

New building entry

Sky garden

View toward downtown Miami

View from Bayfront Park

Twilight view

WHITE & CASE LAW OFFICE

Palo Alto, California

Global law firm White & Case's new Palo Alto office fosters a welcoming, collaborative environment that resonates with the firm's tech-oriented client base in Silicon Valley.

Located at the gateway of Stanford Research Park, the workplace spans three floors of an iconic commercial office building and has a regional aesthetic that blends multifunctional spaces with seamless technology.

Clients are greeted by a spacious, multifunctional reception hall that can transform into an event space, business lounge or training suite. The reception desk doubles as a barista bar and service area. To ensure privacy and ease of access for clients, most conference rooms are adjacent to the reception hall.

The existing stairway was refurbished to provide a strong connection to the reception hall, breakout space and library/knowledge center on each floor.

The team designed the workspaces as modules that allow for flexibility and customization over time. Space typically reserved for private corner offices houses a variety of collaboration, breakout and lounge areas. Other amenities include a meditation room, a fitness center and quiet rooms.

INFORMATION

CLIENT White & Case LLP

DESIGN PRINCIPAL Daniel Herriott, IIDA

40,000 sq. ft. / 3,715 sq. m.

Annual EUI: 116.8 kBtu/sf/yr
54% below ASHRAE 2007

1.

PLAN

1. Level 9

A. Reception area + barista bar
B. Business center
C. Multipurpose rooms
D. Refurbished staircase
E. Large conference room
F. Break room
G. Copy room
H. Collaboration space + pantry
I. Partner office
J. Meditation room

2. Central gathering space + staircase

1. Refurbished central staircase

2. Stair sketch

Central breakout space

"White & Case's office resonates with its Silicon Valley clientele, leaving a lasting impression that echoes the law firm's brand and vision for the future."

- Daniel Herriott, IIDA, Design Principal

MediaCom: collaboration zone

WPP OFFICES AT 3 WORLD TRADE CENTER

New York, New York

How do you create a unifying yet autonomous workplace that expresses the culture of eight unique subsidiaries while also linking these distinct brands together as a cohesive whole?

That was the challenge presented to the team for WPP's new vertical campus in Lower Manhattan's 3 World Trade Center. The workplace collocates 4,100 employees across eight global advertising, PR and marketing firms into a single environment designed to spur creativity and collaboration.

To express the personalities of each WPP agency, HOK assigned a different lead designer to each brand. These designers collaborated to create a consistent aesthetic across the firm's 13 floors in the 80-story tower. The result is a unified space that offers clients easy connections to WPP's comprehensive media and data expertise and encourages interaction among innovative teams.

Flexible framework: The design team began by developing a master plan that established a consistent layout across all office floors. This equipped each agency with flexibility to personalize its spaces with paint colors, finishes and environmental graphics. A refined industrial design aesthetic ties together the brands while reinforcing the downtown New York location.

Agile work: To inspire agency creatives to do their best work and to attract the most talented people, HOK designed one of the city's largest activity-based working (ABW) environments. Employees are not assigned desks, reflecting the work style and needs of many Millennial and Gen Z workers. Staffers have the freedom to move around the open-plan space to different team and personal spaces that support what they're doing. Each floor offers a mix of bench work seats, plus conference, huddle and focus rooms.

Shared amenities: Two floors of shared support and amenity space encourage employees to interact across agencies. Bleacher-style stairs connect the two stories to create a multifunction room conducive to "town hall" meetings. Other amenities include a grab-and-go café, a coffee shop, a game room, a tech bar, a career center, training rooms, bike storage, showers, a wellness center and a 3,000-sq.-ft. outdoor terrace.

The project is aiming for LEED-CI Gold certification.

INFORMATION

CLIENT WPP Group USA Inc.

DESIGN PRINCIPAL Tom Polucci, AIA

700,000 sq. ft. / 65,000 sq. m.

1. Kantar: collaboration zone



2. MediaCom: client reception

PLAN

Level 16

A. Lounge
B. Grab + go
C. Bar
D. Stair
E. Reception
F. Elevator lobby
G. Employee resource center
H. Huddle
I. Conference
J. Training
K. Open office
L. Storage + pantry
M. Copy
N. Women's room
O. Men's room
P. Tech bar



Shared town hall meeting space

1. MediaCom: open collaboration zone

2. Mindshare: client reception

"The vertical campus offers clients easy connections to WPP's comprehensive media and data expertise and encourages collaboration among innovative teams. To incorporate each unique brand, we assigned a different lead designer for each space while creating a consistent aesthetic across all 13 floors within the 80-story tower."

- Tom Polucci, AIA, Director of Interiors

1.



2.

1. Essence: open meeting presentation space

2. Kantar: interconnecting stair + agile work seating



1.



2.

1. Shared terrace

2. MediaCom: communal gathering area

1.



2.

Aerial view

KUWAIT UNIVERSITY COLLEGE OF ARCHITECTURE

Sabah Al Salem University City, Kuwait

The College of Architecture will be the final college to be built on the new main campus at Shaddadiyah. It will bring together 1,140 students and 290 faculty and staff into a new multidisciplinary environment that celebrates the role of design education in Kuwait.

The College will expand to provide a new home for seven disciplines in one new location. The buildings are intended to provide a highly collaborative learning environment—a place where students will come together, interact, debate and learn from each other.

Students will be based in design studios that have been arranged to drive interaction between departments. Studios will also be provided with critique spaces, galleries and model making shops distributed across each floor plate.

Faculty spaces are close by but separate. In addition, the College will have art studios, teaching labs, workshops, classrooms and a learning resource center at its heart.

Lecture theaters, exhibition spaces and a large auditorium for public gatherings and lectures are sited on the ground floor. This is where the College will meet with the wider professional community of Kuwait and the Gulf Region.

Wherever design education takes place around the world, it is characterized by long hours spent studying in the College. The design recognizes the importance of the social aspects of learning. A rich variety of independent learning areas and quiet study spaces have been placed close to the studios.

The lower levels are provided with spaces for social interaction, dining and student activities. An element of the vision for the College is a building that celebrates the achievements of its students.

The design has responded to this ambition through multiple opportunities for the display of student work and the process of design education. The central stairways are places for display, interaction and celebration.

HOK is collaborating with local partner KEO International Consultants.

INFORMATION

CLIENT Kuwait University

DESIGN PRINCIPAL Daniel Hajjar

1,052,000 sq. ft. / 97,700 sq. m.

Annual EUI: 64.9 kBtu/sf/yr
51% below ASHRAE 2007

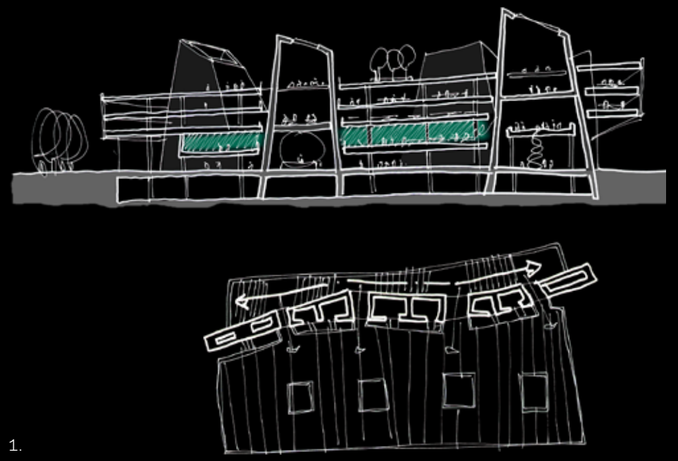

1.

CAMPUS MASTER PLAN

A. College of Architecture - men's college
B. College of Architecture - women's college

CONCEPT

1. Concept section and plan

2. Exploded axonometric of women's college

C. External wall
D. Stairway - the gallery
E. Spine - the threshold
F. Studio floors - the idea factory
G. Roof terraces

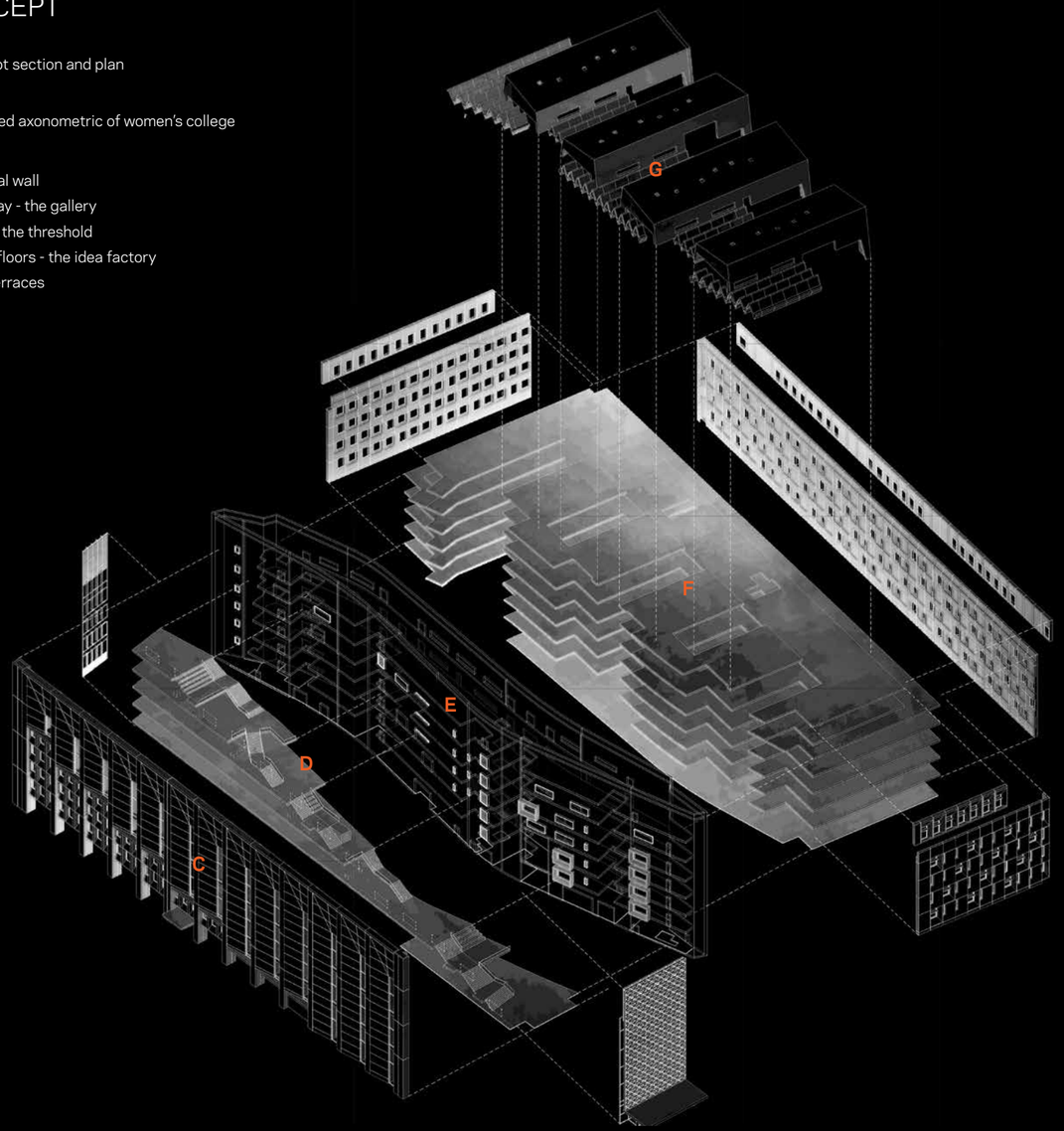

2.

PLANS

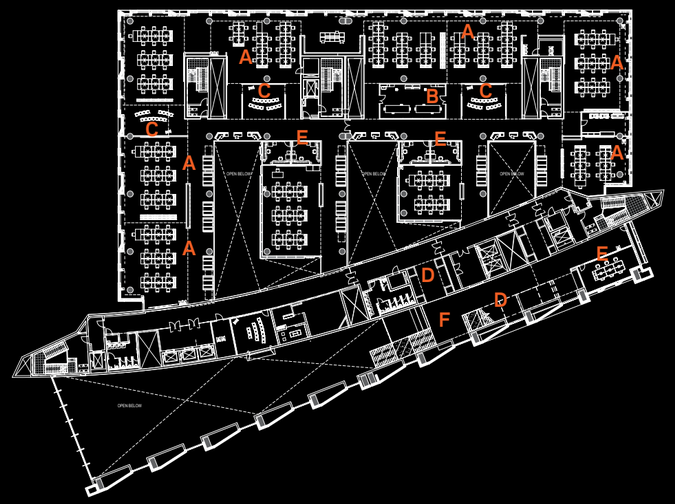

1. Men's college third floor plan

A. Design studios
B. Model shop
C. Critique spaces
D. Gallery
E. Faculty offices
F. Student lounge
G. Teaching assistant
H. Graduate spaces
I. Faculty lounge

2. Women's college third floor plan

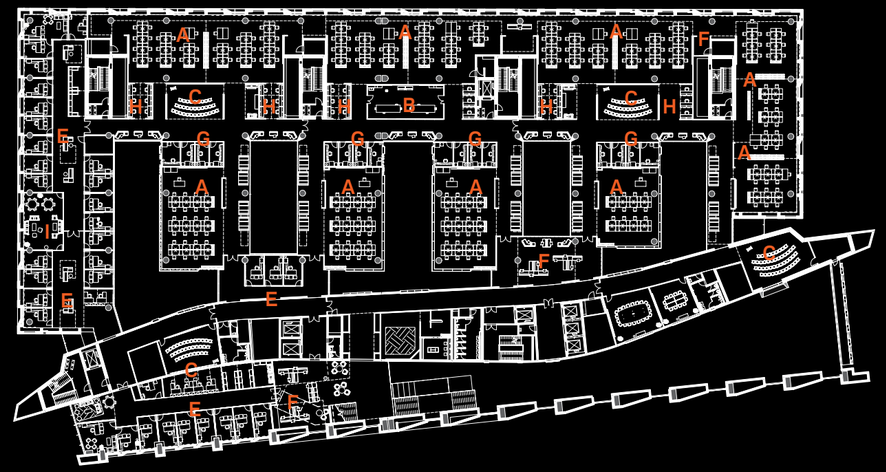

SECTION

1. Landscaped terraces

2. Women's college north elevation

3. Women's college east elevation

4. Passive design concepts

2.

3.

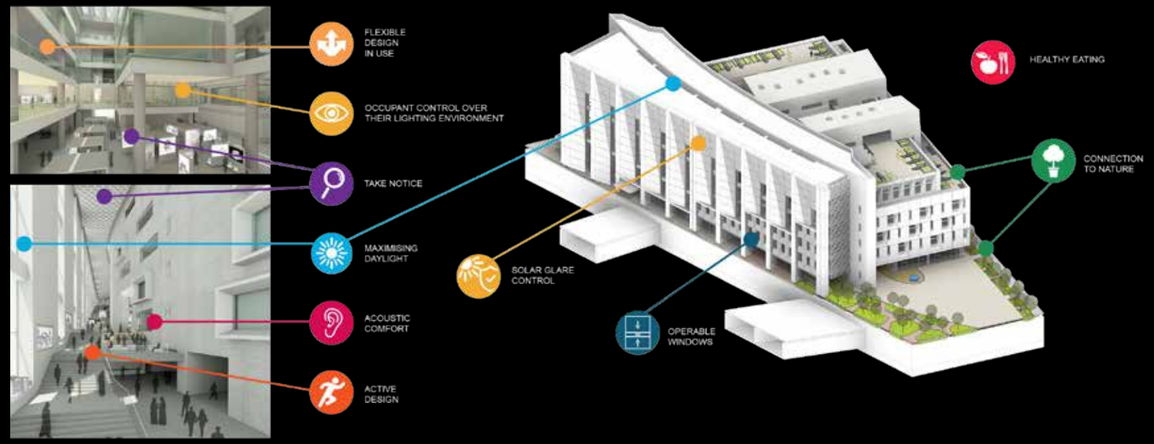

4.

1. Women's college atrium

1.

2. Women's college stairway critique space

3. Women's college critique space

4. Women's college stairway

2.

3.



4.

1. Library sketch

2. Workshops sketch

3. Men's college auditorium



1.



2.

3.

4. Women's college robotics lab sketch

5. Women's college dining hall sketch

6. Women's college atrium elevation

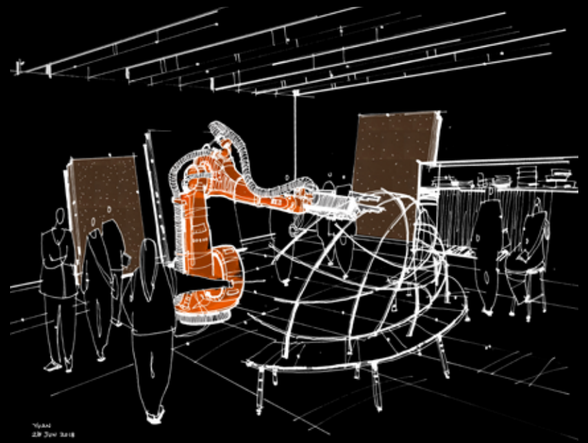

4.



5.

6.

Men's college screen wall and workshop

"We are trying to put architecture on the map. It will become a beacon of education, research and practice. The building speaks for itself."

- Dr. Asseel Al-Ragam, Vice Dean for Academic Affairs, COAR



View from 11th Street

CALIFORNIA DEPARTMENT OF GENERAL SERVICES NEW STATE OFFICE BUILDING

Sacramento, California

This 10-story office building for the State of California will serve as the temporary home for legislative and executive elected officials and staff while the state's 67-year-old Capitol Annex is rebuilt. It sits on the corner of 10th and O Streets in downtown Sacramento.

Reimagining the traditional arrangement of a solid central core, the design splits the building facade from north to south, creating a vibrant and verdant central opening known as "the Heart." This space energizes the building by creating vertical connections between floors via open stairways, great rooms with access to natural light and views of the city, and outdoor terraces. This concept continues onto the penthouse floor, which houses a viewing deck, outdoor fitness studio and executive meeting space.

The base of the building features three levels of publicly-oriented space, a double-height main lobby and a three-level parking garage. Dining and hospitality spaces bring life to the building and surrounding sidewalks. A ground-floor café will be open to the public after the Capitol Annex renovation is complete.

Conceived as a layered shell, the energy-efficient building facade responds to differing environmental conditions to control sunlight and provide a daylit, glare-free environment for occupants.

The team, which includes Hensel Phelps as contractor and Dreyfuss + Blackford Architecture as the local firm, designed the building to achieve LEED Gold certification and to operate as a net zero facility for both energy use and carbon emissions. It will be the department's first project to be delivered via a progressive design-build construction method, which is expected to reduce the project schedule by 18 months.

INFORMATION

CLIENT California Department of General Services

DESIGN PRINCIPALS Alan Bright, FAIA, and Paul Woolford, AIA

480, 280 sq. ft. / 44,620 sq. m.

CONCEPT

1. Sketch

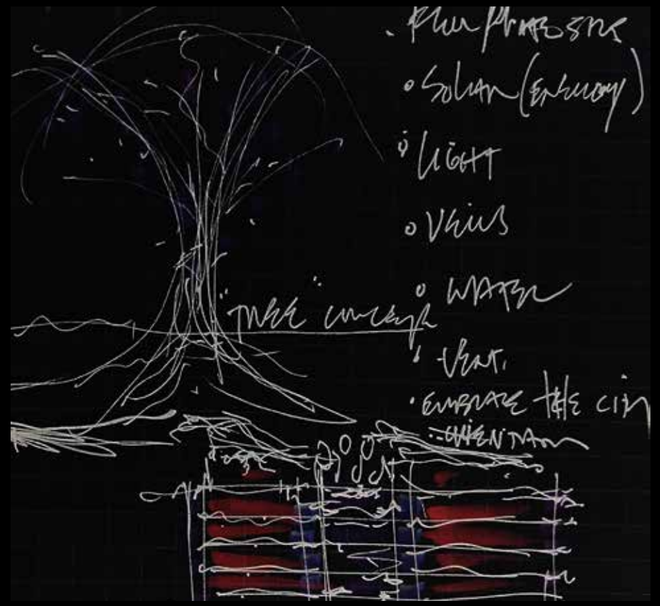

2. View from 11th Street

1. Heart organization

2. Courtyard

1. Outdoor terrace

2. Great room

1. Main lobby

2. Floor lobby

View from the state Capitol

"Since the mid-19th century, when M. Frederic Butler and Reuben Clark designed the state Capitol building and laid out Capitol Park, this site has embodied the values and ambitions of California. It is a civic architecture of balance, repose and elegant proportion that showcases the best attributes of the West and celebrates the people of California and their relationship to nature."

- Alan Bright, FAIA, Design Principal

NEWYORK-PRESBYTERIAN INTEGRATIVE HEALTH AND WELLBEING

New York, New York

NewYork-Presbyterian established a program for integrative medicine in a townhouse-style space on the lower three floors of the David H. Koch Center on Manhattan's Upper East Side. The space has its own street-level entrance and a third-floor connection to the hospital's ambulatory care center. The program is a celebration of holistic health as an urban sanctuary in bustling New York City.

The approach addresses the whole person—mind, body and spirit—and provides an expanded range of services focused on prevention as well as psychological, social, spiritual and environmental influences on health. Patients receive treatment here before, during and after undergoing procedures at the ambulatory care center.

The building includes spaces for exams, therapy, consulting, meetings, staff education and multipurpose activities. Wellness areas include a meditation sanctuary, group exercise room and nourishment station. Some offices are equipped with technology that supports virtual exams so patients can consult with healthcare providers from the comfort of their own homes.

From the moment a visitor arrives, the environment feels warm and welcoming. Use of curving surfaces to guide movement, comfortable seating areas, soft indirect lighting and wall sconces entice people to return again and to be proactive about their health.

The design celebrates the influence of nature on the healing process, embracing a fusion of healthcare, hospitality and wellness spaces. Calming design elements include natural materials, greenery, vivid artwork and nature-inspired tactile elements. Wood furnishings and details call to mind forest bathing, a Japanese method of preventive healthcare and healing.

INFORMATION

CLIENT NewYork-Presbyterian + Weill Cornell Medicine

DESIGN PRINCIPAL Christine Vandover, IIDA

20,000 sq. ft. / 1,850 sq. m.

PLAN

1. Level 3

A. Multipurpose room
B. Reception
C. Lobby + waiting room lounge
D. Health pods
E. Exam room
F. Phlebotomy room
G. Staff charting area
H. Office
I. Staff pantry
J. Treatment room
K. Manager's office
L. Shower room
M. Men's restroom
N. Women's restroom
O. Refreshment corridor
P. Sanctuary
Q. Storage

1.

2. Health education room

"Inspired by nature, the wellness-focused design reflects how one's mood, spirit and overall feeling of well-being is improved in the outdoors."

- Christine Vandover, IIDA, Design Principal

2.

1. Lobby + waiting room lounge

2. Entry lobby

1.

2.

PLANS

1. Level cellar 1

2. Level 1

3. Level 2

A. Entry vestibule
B. Entry lobby
C. Elevator vestibule
D. Refreshment corner
E. Restroom
F. Stairs
G. Education room
H. Concierge reception
I. Pantry
J. Open office
K. Office
L. Phone room

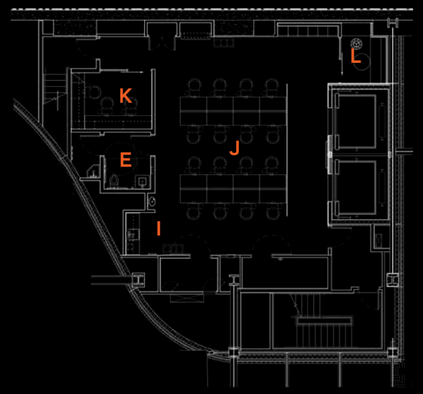

1.

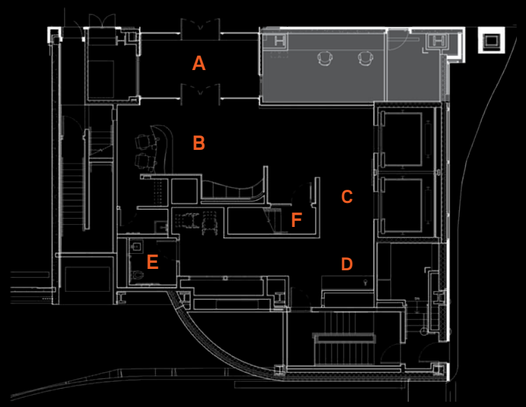

2.

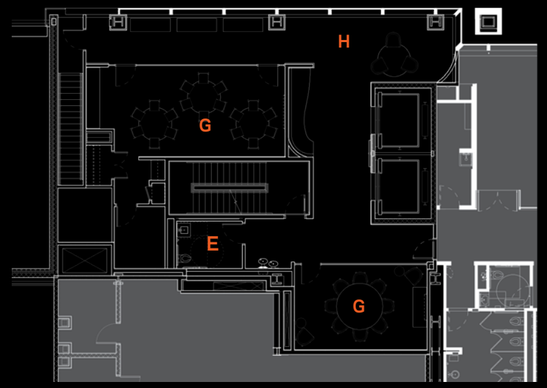

3.

4. Treatment room

4.

1. Refreshment area

2. 2nd Floor Concierge Reception

3. Entry lobby

4.Sanctuary doors detail

Northeast facade

UPMC VISION AND REHABILITATION HOSPITAL

Pittsburgh, Pennsylvania

The new UPMC Vision and Rehabilitation Hospital will position the health system at the global forefront of ophthalmic research and care. Accommodating clinicians, researchers, educators and commercial partners, the hospital will serve as a destination for healing, an incubator for medical advancements and a hub for biomedical research.

Located on the UPMC Mercy Campus in Pittsburgh's Uptown neighborhood, this new facility includes a nine-story tower that houses research, office and conference areas and a four-story building that is home to hospital functions including surgery, clinical and pharmacy spaces.

The materials used for the facade—a mix of energy-efficient patterned glass, warm terra-cotta and brick—respect the architectural character of Pittsburgh and the prominent site on the Boulevard of the Allies.

The interior welcomes visually impaired visitors with physical cues that will help them navigate throughout the hospital. Chris Downey, AIA, one of the world's few blind architects, is advising the team on design strategies that best support these visitors. The design includes lighting strategies that rely on contrast and brightness, sound as a wayfinding tool, and materials and textures that aid people with canes.

A glass-enclosed staircase physically connects levels 4-8 and establishes a staff gathering place. The staircase promotes employee interaction and contributes to the building's distinctive facade.

A low-vision, clinic-gym hybrid includes an interactive healing center, exam rooms, therapy stations and a central gym. A mock apartment and street lab encourage patients to participate in simulations that teach them life skills. Training ramps and stairs in a rooftop healing garden give patients a safe environment to prepare for real-life experiences.

HOK is collaborating with IKM Architects.

INFORMATION

CLIENT UPMC

DESIGN PRINCIPAL Bill Hellmuth, FAIA

410,000 sq. ft. / 38,090 sq. m.

CONCEPT

1. Night rendering of collaboration stair

2. Concept diagrams

3. 5th floor view up collaboration stair

4. Concept sketch of stair

5. 7th floor view to river

1.



3.

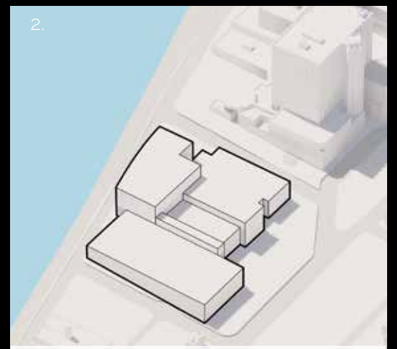

2.

CONTINUE Existing **HOSPITAL** Base on New Site

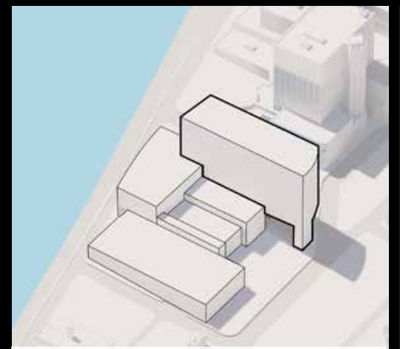

ADD Research **TOWER** on New Hospital Base

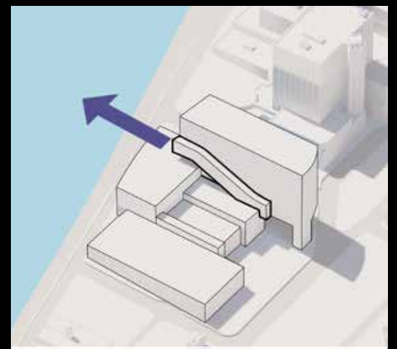

CONNECT Staff with a River **VIEW**

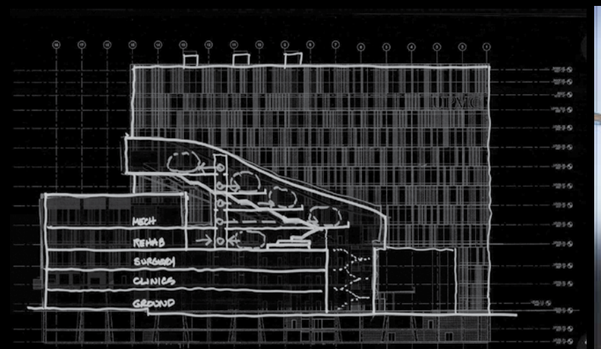

4.

5.

1.

1. Site plan

2. Aerial perspective

"The UPMC Vision and Rehabilitation Hospital is a vertically integrated center for excellence that is woven into Pittsburgh's urban fabric."

- Bill Hellmuth, FAIA, Design Principal



2.

PLANS

1. Level 1

2. Level 4

1st floor plan

A. Park + entry
B. Optical shop
C. West atrium + main entrance
D. Patient exam rooms
E. First floor reception + waiting
F. Staff lounge
G. Pharmacy
H. Urgent care
I. East atrium gallery
J. Parking

1.



4th floor plan

A. Shared office
B. Meeting rooms
C. Winter garden
D. Outdoor terrace
E. Clinical research labs
F. Auditorium
G. Rehabilitation garden
H. Teaching lab
I. PM+R CRS reception
J. Low vision reception
K. Testing + therapy
L. CRS gym
M. Life skills apartment

2.

Arrival sequence

ATLANTIS SANYA RESORT

Sanya, Hainan Island, China

Aerial view

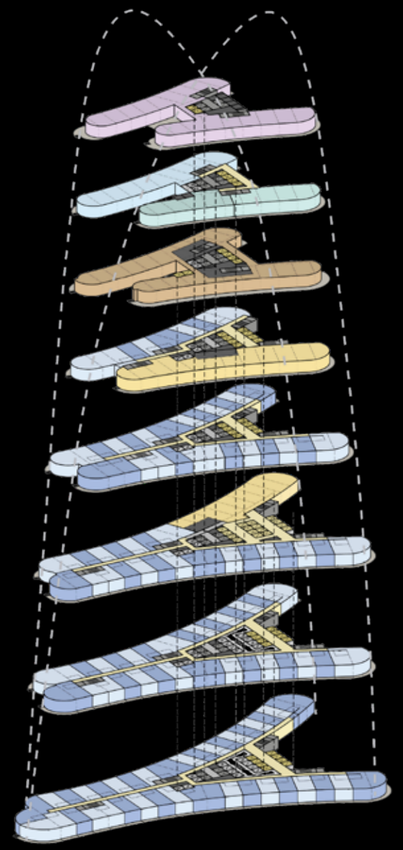

The design for this 1,314-guestroom luxury resort hotel reinterprets the myth of Atlantis on Hainan Island.

Derived from the crashing of the South China Sea against the island's rocky coast—once considered to be the end of the earth—the tower rises in two fin-like forms to create a dramatic massing. The building podium, including the main lobby rotunda, is conceived as a series of spiraling vortexes of water streaming away from the towers.

Capping the 55-story tower is a 79-foot-high lantern that pulls the rhythm of the tower's continuous linear balconies up to its peak. The curtain wall and balcony rails incorporate a waved frit that appears to send ripples up the building, reinforcing the fluid nature of the design.

Pushing the building core back to the arrival side of the tower introduces a subtle inflection to the plan that allows the guestrooms to be angled toward beach and ocean views.

The podium includes more than 320,000 square feet of retail, restaurants and conference space. The signature Atlantis Bridge Suite is on the tower's penthouse level.

The arrival porte cochere and lobby reception are developed on an axis with views of the waterpark and ocean. They also provide a strong cross-axial orientation to the signature Lost Chambers Aquarium beyond.

The project owner is Fosun International Limited, and the resort is operated by Kerzner International Holdings Limited.

INFORMATION

CLIENT Fosun International Limited

DESIGN PRINCIPAL Gregory Cranford, AIA

2.55 million sq. ft. / 237,000 sq. m.

55 floors

1,314 guestrooms (including 154 suites)

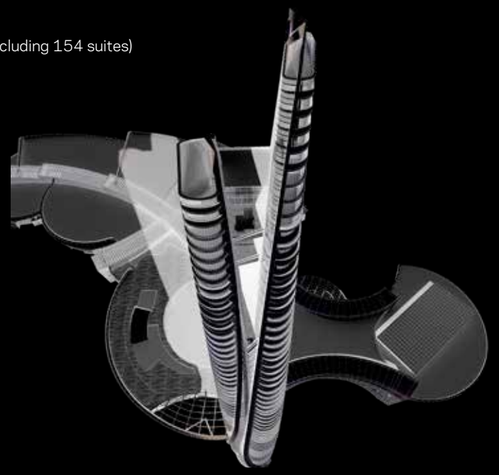





1. Fin-like massing: Development studies

2. Tower + seafood restaurant

1. Lobby level floor plan



A. Parking
B. The Avenues retail
C. The Avenues roof
D. Water feature
E. Dig suites
F. The Lost Chambers
G. Atlantis aquarium
H. Poseidon Court
I. Front desk + office
J. Hotel retail
K. Lobby lounge + bar
L. Grand lobby
M. Hotel arrival
N. Boardrooms
O. Grand ballroom below
P. Specialty restaurant
Q. Executive offices
R. Banquet VIP arrival

2. Lobby terrace



1. Porte cochere

1.

2. Lobby

2.

Aerial view

"The Atlantis Sanya layers a series of architectural events for the guest, beginning with the flowing forms of the arrival lobby and podium and culminating in an iconic tower form that uniquely addresses the ocean view. The twin, fin-like masses create a fluid, aquatic response to the site and establish a strong identity on the skyline for the brand."

- Gregory Cranford, AIA, Design Principal

Aerial perspective

INDIANAPOLIS-MARION COUNTY COMMUNITY JUSTICE CENTER

Indianapolis, Indiana

Rising above the coal ashes of a former industrial plant, a new civic campus brings a sense of energy and pride to the Indianapolis community. Founded on principles of transparency, universal access and a holistic approach to mental health, this state-of-the-art LEED facility will transform how justice is done while reducing recidivism for the people it serves.

Unlike similar facilities of this project type—where judicial, law enforcement and punitive functions are treated as separate—the building weaves together all three into one cohesive expression.

The courts tower hovers as a crystalline patterned form, conveying the importance of the judicial system. As a counterpoint, the mental health/detention center sits quietly as a more monolithic background element. Weaving both together are the sheriff's department and public spaces in the two-story facade along the main parking area and Pleasant Run Creek.

In addition to the functional interconnectedness, the building and landscape are merged together. Building forms are bent and carved to integrate with the creek and the civic entry plaza. Artificial site topography rises up 16 feet to create universal accessibility for visitors and staff while ensuring that secure ground-level functions are uninterrupted.

The design orients interior public circulation and waiting areas to nature. An outdoor courtyard provides a place of respite for staff and inmates. An exterior language of precast and glass communicate a sense of permanence and lightness to the overall design, bringing a balance of both traditional and contemporary architecture to the campus.

HOK is collaborating with DLZ, Synthesis, Lerch Bates and Camacho.

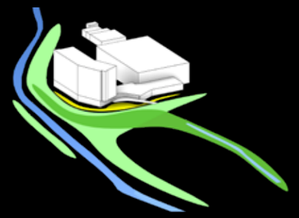

INFORMATION

CLIENT City of Indianapolis / Marion County

DESIGN PRINCIPAL Eli Hoisington, AIA

1,379,785 sq. ft. / 128,185 sq. m.

Courthouse
Annual EUI: 54.6 kBtu/sf/yr
36.9% below ASHRAE 90.1-2010 (energy consumption)
19.3% below ASHRAE 90.1-2010 (energy cost)

Jail/Sheriff's Office
Annual EUI: 89.6 kBtu/sf/yr
16.8% below ASHRAE 90.1-2010 (energy consumption)
11.6% below ASHRAE 90.1-2010 (energy cost)

CONCEPT

1. Former industrial plant site

2. Street view

1.

2.

Exploded programmatic axon

- Secure circulation
- Staff circulation
- Public circulation
- Sheriff's department
- Courtrooms + offices
- Adult detention center

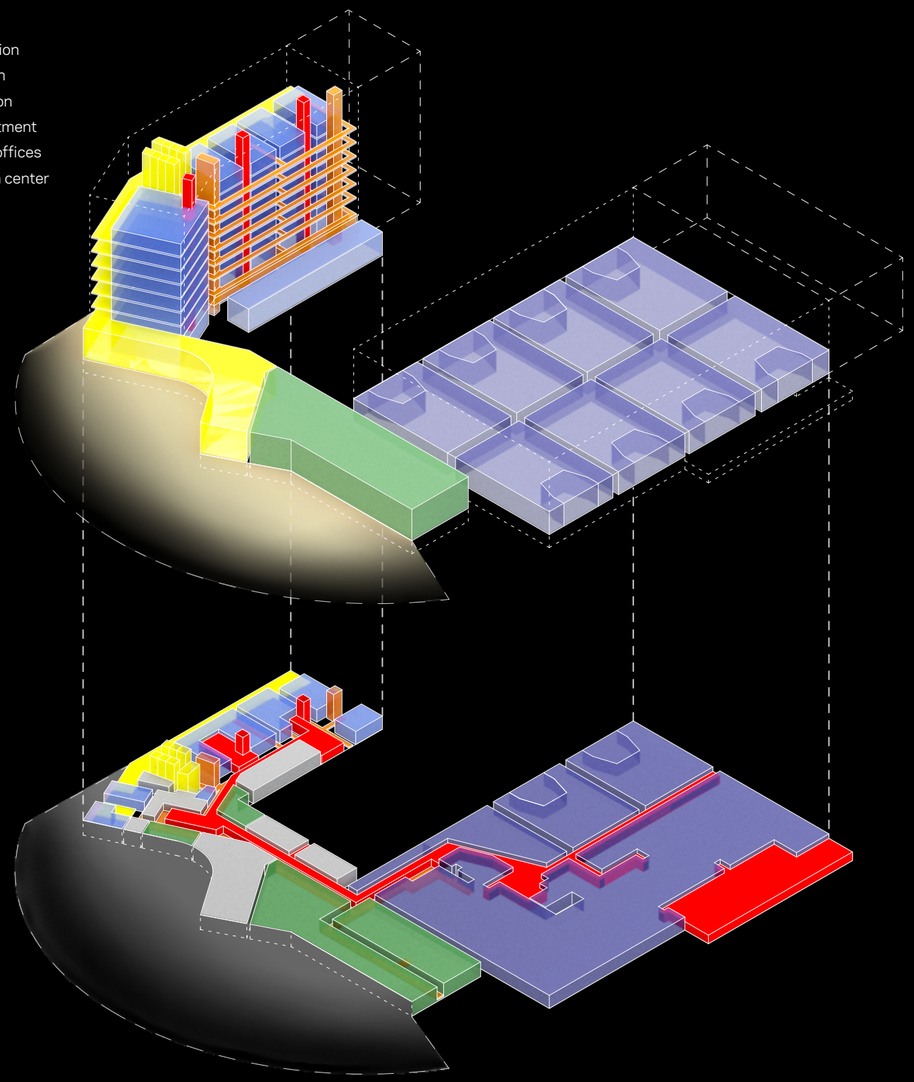

SITE PLAN

A. Site entry
B. Main building entry + plaza
C. Loading
D. Courtyard + garden
E. Courts tower
F. Sheriff's department
G. Visitor + staff parking
H. Adult detention center
I. Future expansion
J. Central utility plant
K. Pleasant Run Creek
L. Secure covered judges parking
M. Landscape bioswale

Perspective looking at main entry

FACADE

1. Facade study models
   A. Courts tower facade
   B. Detention center facade
   C. Sheriff's building facade

2. Northwest perspective

1. A.



B.

C.

2.

3. Solar analysis

4. Study model

5. Building section perspective

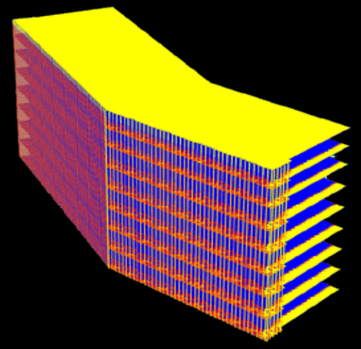

3.

4.

5.

1. Process sketches

2. Main entry lobby

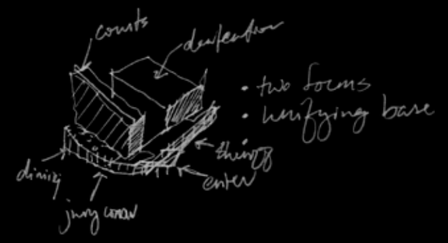

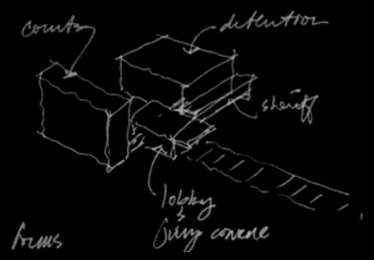

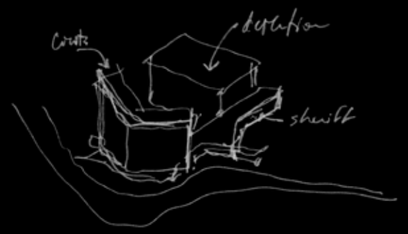

1.

3. Courts public waiting

4. Courtroom

2.

3.

4.

Exterior perspective

"In lieu of reading like three separate functions of courts, sheriff and jail, this transformative campus on a former brownfield site unites the entire justice system into one civic building for Marion County."

- Jonathan Wirth, AIA, Senior Project Designer

VILLAGE OF OSWEGO POLICE HEADQUARTERS AND TRAINING FACILITY

Oswego, Illinois

How can a building foster a sense of openness and dialogue with the public? This challenge informed the design of a new police headquarters and training facility in the western suburbs of Chicago.

The design creates a progressive civic building for the police department headquarters that—in concert with the adjacent fire department headquarters—forms a public safety campus in the heart of the community.

Extensive glass curtain walls express an architectural vocabulary based on transparency and reinforce the sense of accessibility, honesty and disclosure that are vital to community policing. A 60-foot-high tower serves as a beacon of safety that enhances the village skyline and doubles as an energy source (with solar hot water heating arrays incorporated into its facade) for the high-performance building.

The design increases workplace efficiency and promotes health and wellness, which are often overlooked in law enforcement buildings. The contemporary environment offers opportunities for decompression and personalization, with natural daylighting, ergonomic workstations, acoustical control between spaces and localized temperature control. A central staff hub area organizes workflow and connectivity while acting as an informal meeting place. On-site fitness facilities, a tactical training room and an indoor shooting range allow for convenience while reducing operating costs.

The team prioritized community involvement in the design process and engaged local organizations including the school, park and fire protection districts, area law enforcement agencies and the Rotary Club of Oswego. This dialogue informed how the facility could positively impact other programs and spur opportunities for public safety collaboration. One result of this engagement is a glass-walled community room that reiterates openness and offers a venue for educational seminars, training sessions and civic gatherings.

INFORMATION

CLIENT Village of Oswego

DESIGN PRINCIPAL Peter Ruggiero, AIA

72,000 sq. ft. / 6,690 sq. m.

CONTEXT

1. Site plan

2. South elevation with datums

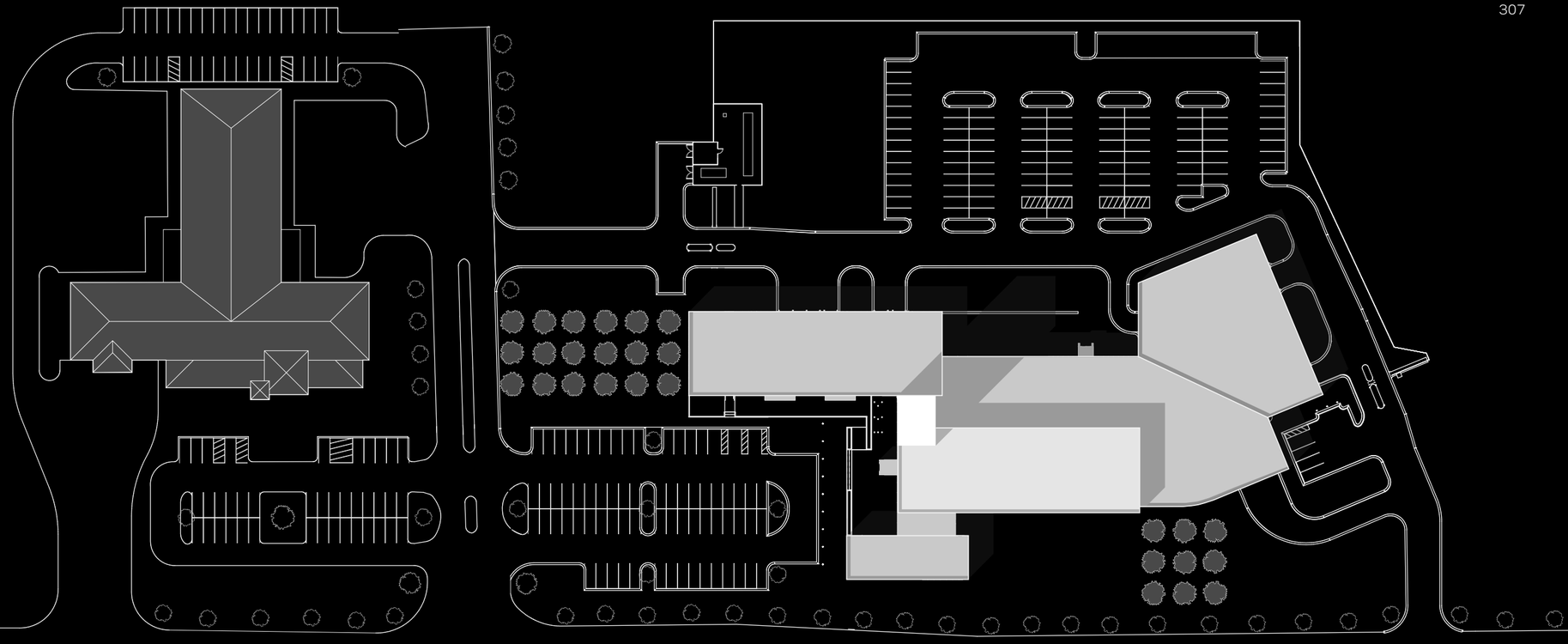

1.

2.



PLANS

1. Level 2

2. Level 1

A. Training wing
B. Community room + public lobby
C. Staff support
D. Records
E. Patrol + traffic
F. Detention wing
G. Evidence + processing
H. Admin
I. Social services
J. Drug + gang task force
K. Investigative

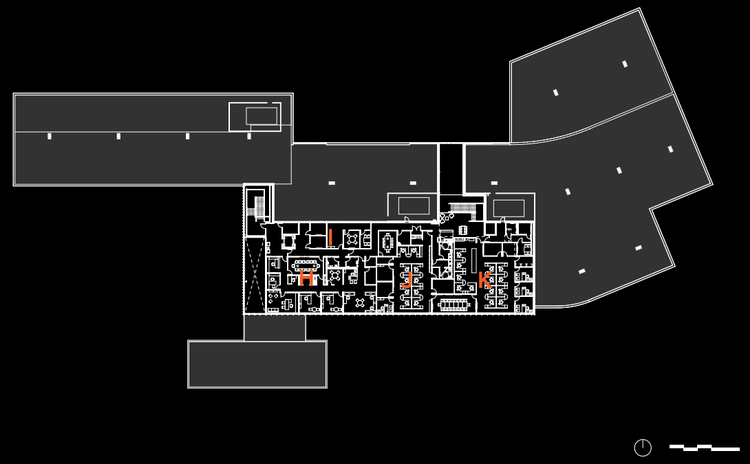

1.

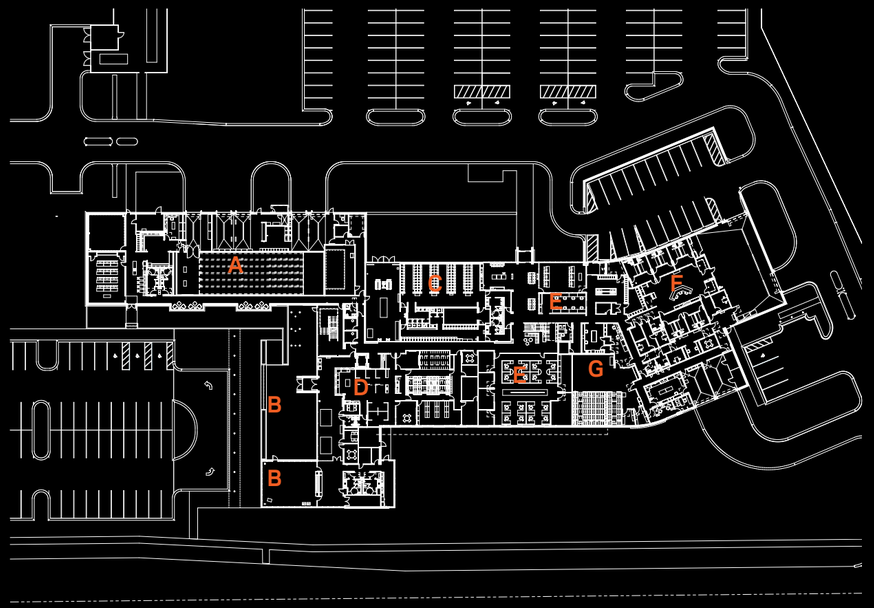

2.

West entry at dusk

"The Village of Oswego Police Headquarters and Training Facility is a civic edifice in the greatest tradition, with a dignified sense of nobility and transparency."

- Peter Ruggiero, AIA, Design Principal

ASTRAZENECA LAB AND OFFICE FACILITY

San Francisco, California

Ground floor lab

AstraZeneca Pharmaceuticals' new facility brings together Bay Area employees from four business units to advance scientific innovation. The workplace is located in the Cove at Oyster Point, a new life sciences development at the epicenter of the region's biotech and technology community.

Flexible lab space and an open office environment incorporate AstraZeneca's iWork activity-based work processes. Employees of the four subsidiaries—Acerta Pharma, MedImmune, Pearl Therapeutics and AstraZeneca's TIDE (Technology Innovation & Delivery Excellence)—work side-by-side to support each organization's mission.

The design puts science on display through transparent, integrated lab, office and public spaces. Glass-fronted labs allow employees and visitors to view research activities from the public spaces. High-quality finishes, rich materials and art enhance lab environments. A cohesive interior palette features colors and graphics extracted from imagery that represents AstraZeneca's global ecosystem and Bay Area biome.

Central gathering spaces in the center of each floor serve as employee hubs. Amenities throughout the building promote social interaction, and a central stairway encourages connectivity across departments. A lower-level multipurpose conference and lounge area accommodates shared activities across businesses. Adjustable desks with ergonomic chairs, treadmill-equipped team rooms, an on-campus gym and on-site pantries with organic food options support the health and wellness of AstraZeneca's people.

The space reinforces AstraZeneca's commitment to becoming energy-, carbon- and water-neutral by 2025. Sustainable design strategies for the project, which earned LEED-CI Platinum certification, include low-emitting materials, optimized lighting and lighting controls, energy-efficient appliances, water-efficient fixtures and a high-efficiency HVAC system.

INFORMATION

CLIENT AstraZeneca Pharmaceuticals, LP

DESIGN PRINCIPAL Daniel Herriott, IIDA

105,000 sq. ft. / 9,755 sq. m.

50% below ASHRAE 2007

"AstraZeneca's South San Francisco facility breaks the mold of a typical lab environment to bring bioscience and technology to the forefront. With a focus on well-being, the synergy of hospitality, research and technology creates a dynamic, inspiring space where users can thrive and innovation can occur."
- Daniel Herriott, IIDA, Design Principal

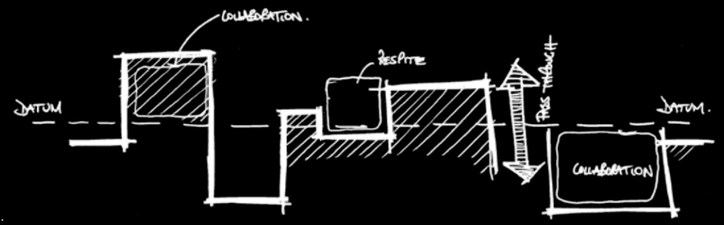

1.

PLAN

1. Spatial layering sketch

2. Ground floor

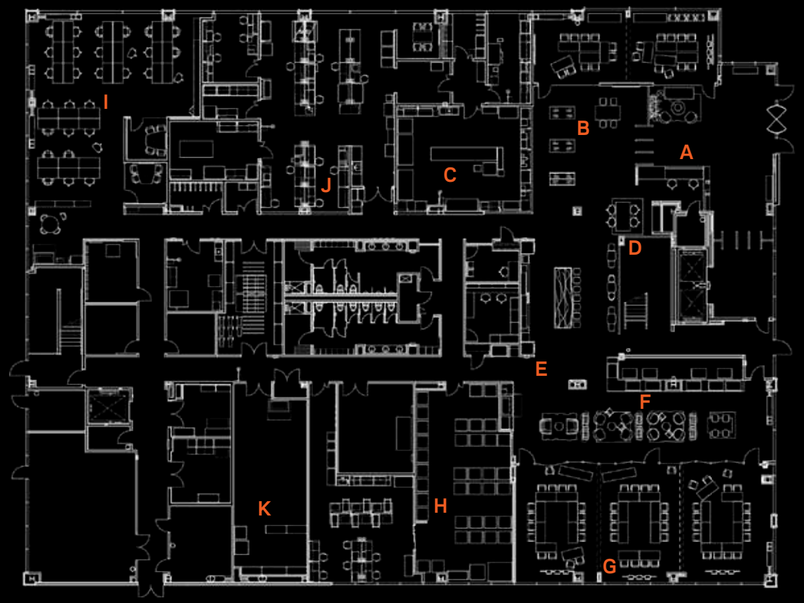

2.

A. Reception
B. Technology showcase
C. Powder processing lab
D. IT help desk
E. Breakout
F. Amphitheater seating
G. Multifunction suite
H. Cryogenic freezer lab
I. Open workstations
J. Pearl open lab
K. Shipping + receiving

3. Lobby



1. Meeting room

2. Powder processing lab + ground floor break area

1.

2.

1. Open lab

2. Activity frequency sketch

3. Section

A. Open stair + pantries + social spaces
B. Open colab + enclosed conference rooms
C. Multiuse all hands / conference rooms
D. Reception
E. Lab
F. Workplace

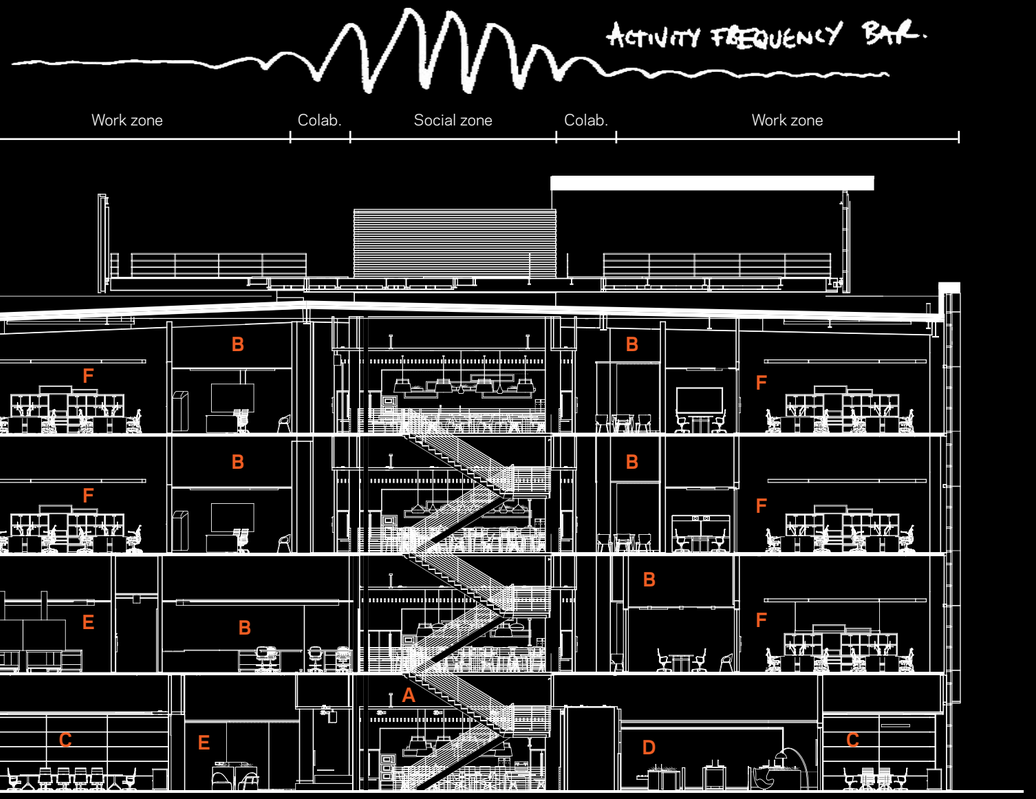

2.

3.

3.

Activated central egress staircase

1. Lab teaming space

2. Cell culture lab

Central gathering space

1. laboratory teaming space

Multipurpose rooms + work / lounge area

Aerial view

FLORIDA POLYTECHNIC UNIVERSITY APPLIED RESEARCH CENTER

Lakeland, Florida

The Applied Research Center (ARC) will play a pivotal role in expanding academic program offerings and resources to support Florida Polytechnic University's growing student population. The dynamic, flexible space will promote the growth of research, entrepreneurship, collaboration and connectivity across the campus.

As the campus home of applied research, the building houses research space, teaching labs, student design areas, conference rooms and faculty offices.

The design of the two-story building complements the existing Institute of Science and Technology (IST) Building designed by Santiago Calatrava while standing out architecturally as a symbol of functionality and elegance. Located to the west of the IST Building, the ARC creates a pedestrian-friendly campus through walking paths, visual connections and an efficient site plan.

The ARC's dramatic building form embodies the high-tech, collaborative activities happening inside. The transparent environment showcases Florida Poly's research and technology to inspire students and educators.

The design organizes internal functions to provide natural light in lab spaces and classrooms. Two linear bars of high-performance academic space frame a multistory, daylit atrium that provides a place for students and faculty to come together informally and explore new horizons in their studies. This centralized zone activates the building and organizes teaching and research functions while remaining flexible to accommodate future needs.

Visible from Interstate 4, the ARC will catalyze industry partnerships and capital investment and serve as a new research hub for Central Florida.

INFORMATION

CLIENT Florida Polytechnic University

DESIGN PRINCIPAL Todd Bertsch, AIA

85,000 sq. ft. / 7,900 sq. m.

20% below ASHRAE 2010

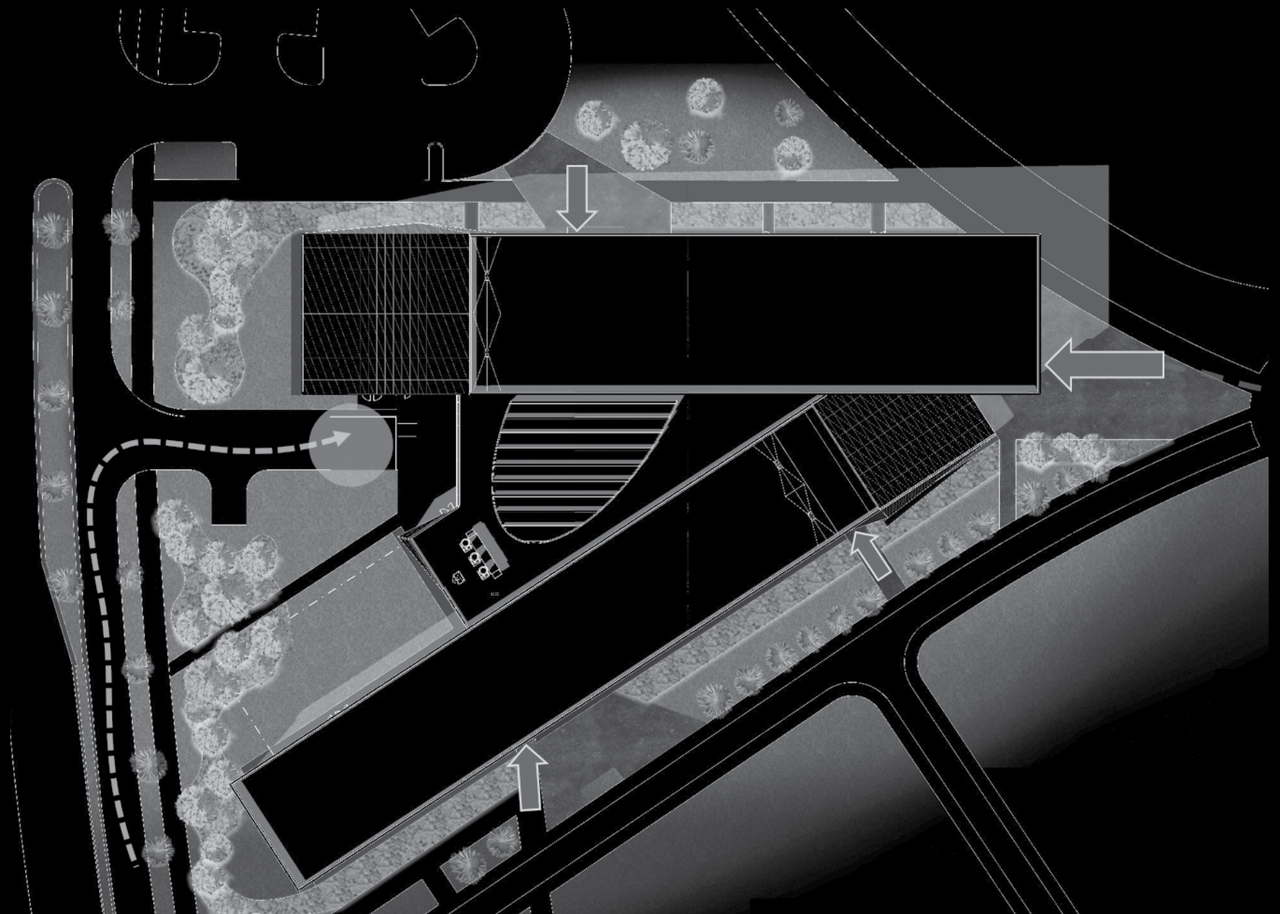

1. CATALYST

Connectivity in terms of visual and spatial experience are important tools in creating an environment that displays research and technological capabilities that stimulate interest in education. The transparency offers personal connections and inspiration for educators and students.

2. SOUL

The use of spatial relationships and functional organization create a central zone that will activate the building, organize teaching and research, and be flexible to adapt and transform based on any given mode of operation. The atrium, courtyard and gathering areas are integral to the design.

3. DESTINATION

The complex mix of building and programmatic solutions come together as architecture that inspires. The ARC becomes a place to be and an icon that represents the home of applied research.

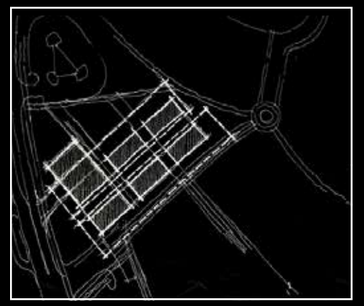

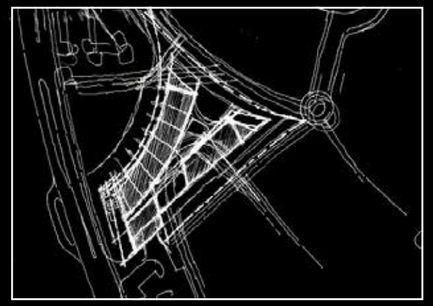

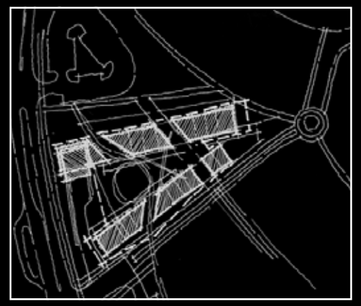

Aerial sketch

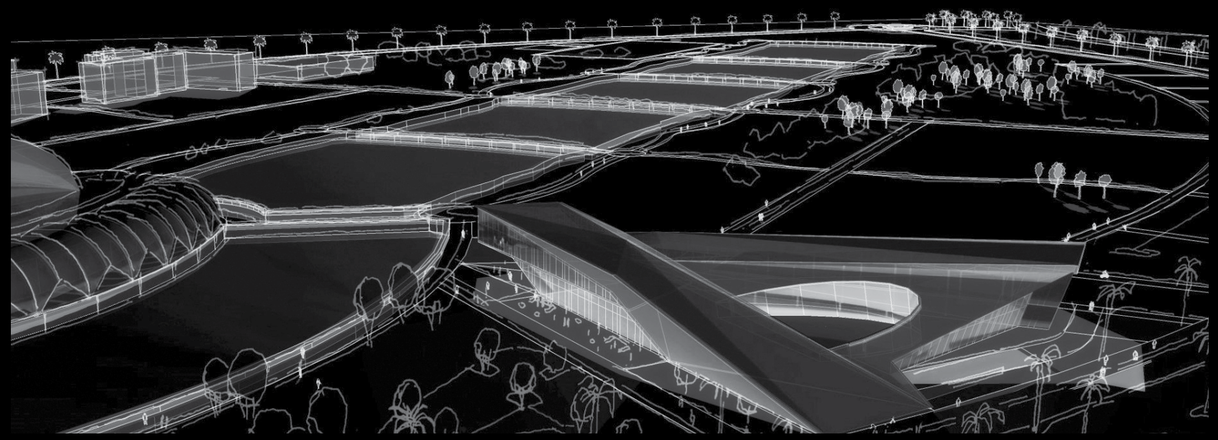

PUBLIC SPACES

"Our ambition was to provide the university with a chassis and engine for performing leading-edge academic teaching and research. We envision this as the place to be if you're interested in advancing technology and changing the world."

- Todd Bertsch, AIA, Design Principal





1. Public space

2. Science on display sketch

3. Axonometric section

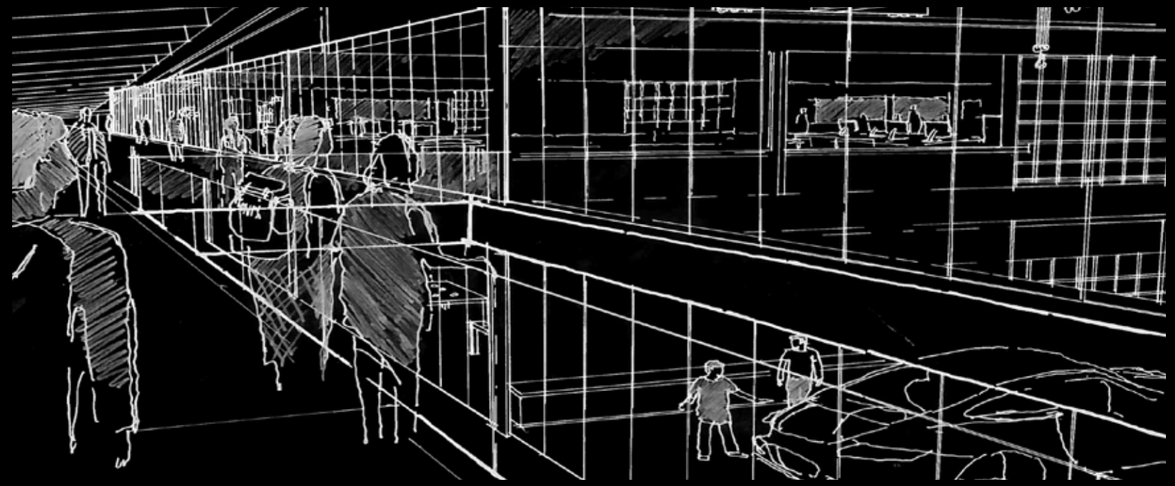

2.

3.

Night view

Exterior view

PENN STATE CHEMICAL & BIOMEDICAL ENGINEERING BUILDING

State College, Pennsylvania

The new Chemical and Biomedical Engineering (CBE) Building is in the heart of the sciences district' on Penn State's University Park campus. It collocates the university's esteemed Chemical Engineering and burgeoning Biomedical Engineering departments in space that enhances collaboration and student recruitment while supporting the fast-changing needs of science.

The design creates a modern form composed of contextual materials including brick masonry, cast stone, sandstone, zinc cladding and glass curtain wall. The building's simple massing emerges from a fieldstone base rooted in the landscape and extends upward into a volume of glass that appears to float along the horizon. The northwest-facing glass curtain wall shears away at each lab floor, creating a feathering effect that breaks down the scale of the facade while engaging it with Penn State's established greenway, a legacy of campus master planning that preserves a long-established grove of trees.

The CBE Building's south face is wrapped in brick masonry matching the materiality of the adjacent science buildings. Large, vertical punched windows welcome natural light into the labs and promote views to the outside. Zinc panels wrap up and over the building, cladding the solid ends of the lab bar and the large mechanical penthouse on the top.

A cantilevered 'prow' creates the building's central architectural expression. This angled form extends into the greenway and marks the main building entrance. Bathed in natural light, this four-level space includes collaboration areas, a common pantry for students and teachers, and a transparent conference room—all with panoramic views of the campus.

The building includes 13 research neighborhoods with modular labs, classrooms, conference rooms, common areas, the Dow Chemical Knowledge Commons student space and a 150-person auditorium. Many labs are along corridors where transparent glass walls enable visitors to see the work happening inside.

INFORMATION

CLIENT The Pennsylvania State University

DESIGN PRINCIPAL Kenneth Drucker, FAIA

193,000 sq. ft. / 17,930 sq. m.

Prow at intersection of Shortlidge and greenway



SITE

Level 1

A. Main entry
B. Knowledge commons
C. Instrumentation lab
D. Distance learning classrooms
E. Capstone design lab
F. Unit operations lab
G. Computer classrooms
H. Departmental admin

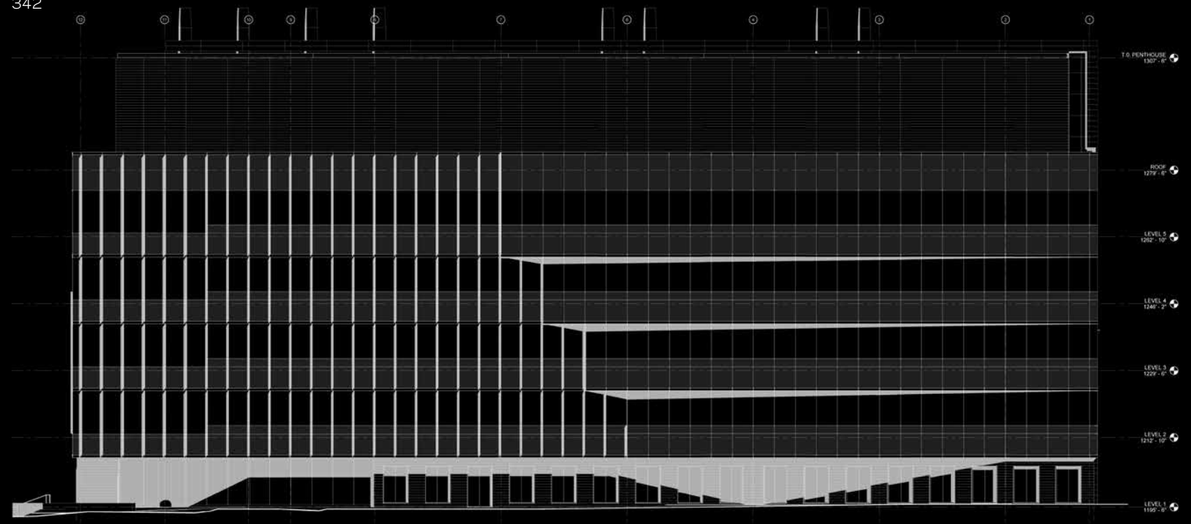



Aerial view

"The building transforms from the historic campus, composed primarily of masonry, into a glass form juxtaposed against an historic greenway of heritage trees. The lab planning promotes transparency throughout the floors with the focal point becoming the prow—all while promoting social interaction between faculty and students."

- Kenneth Drucker, FAIA, Design Principal



1. Concept diagrams

2. Typical lab floor plan

3. Program block + stack diagram

4. Greenway

5. View study

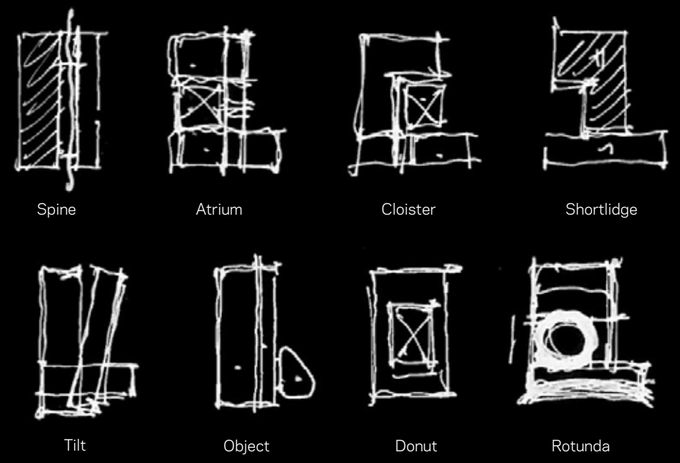

1.

2.

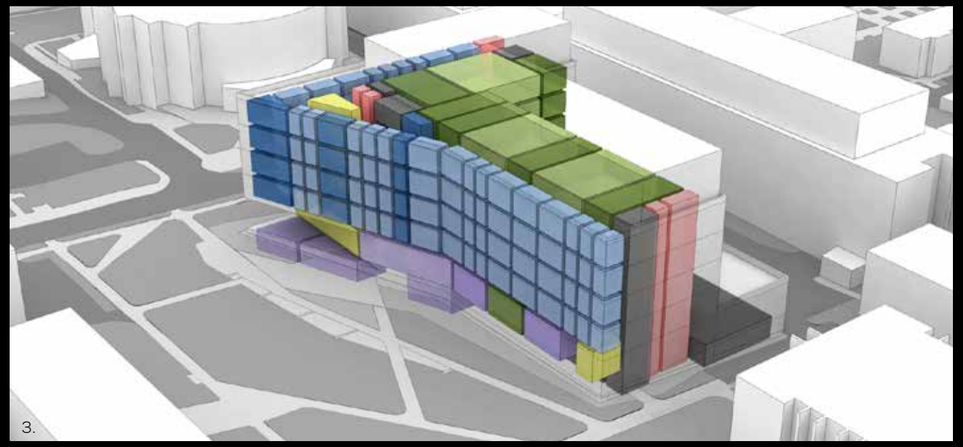

3.

4.



5.

1. Aerial view of Shortlidge and greenway

2. Cantilevered prow

1.

2.

1. Entry

2. Landscape

3. Chemical engineering lab with views to the greenway

1.

2.

3.

1. Exterior view

1.

2. West entry

2.

UNIVERSITY OF SOUTHERN CALIFORNIA MICHELSON HALL

Los Angeles, California

Michelson Hall, home to the USC Michelson Center for Convergent Bioscience, is one of just a few facilities in the world dedicated to the convergence of research in engineering and physical and life sciences.

By focusing on cellular, molecular and quantum engineering and the natural sciences, the Center's interdisciplinary team of medical researchers, scientists and engineers is collaborating to speed the development of new drugs, critical diagnostics and biomedical devices from bench to bedside.

Designed to provoke creative collisions and interdisciplinary interaction, the facility includes flexible wet labs, research centers, a fabrication lab, a vibration-insulated cleanroom, offices, conference rooms and shared collaborative space.

Wrapped within the building's brick facade, with its Collegiate Gothic architecture of looming arches and peaked windows, is a contemporary space that resembles a Silicon Valley work environment. An open "living room" space has a collection of seating options, huddle and meeting rooms, as well as a 22-foot-long community table where people can socialize and share ideas while drinking coffee. Interior glass walls encourage transparency, curiosity and connection among all faculty and researchers. The building's 300 windows bring natural light into all four floors.

With its highly advanced work and research spaces and 100 gigabits of fiber connectivity, the Center serves as an integral part of Southern California's burgeoning biomedical research corridor.



Classical brickwork of loggia



1. East elevation
2. West elevation

INFORMATION

CLIENT University of Southern California

DESIGN PRINCIPAL Paul Woolford, AIA

195,000 sq. ft. / 18,115 sq. m.

SITE

A. Michelson Center for Convergent Bioscience
B. Seely G. Mudd Hall
C. Olin Hall
D. Parking structure A
E. Denney Research Center
F. Kaprielian Hall
G. Drama center
H. Ray Irani Hall

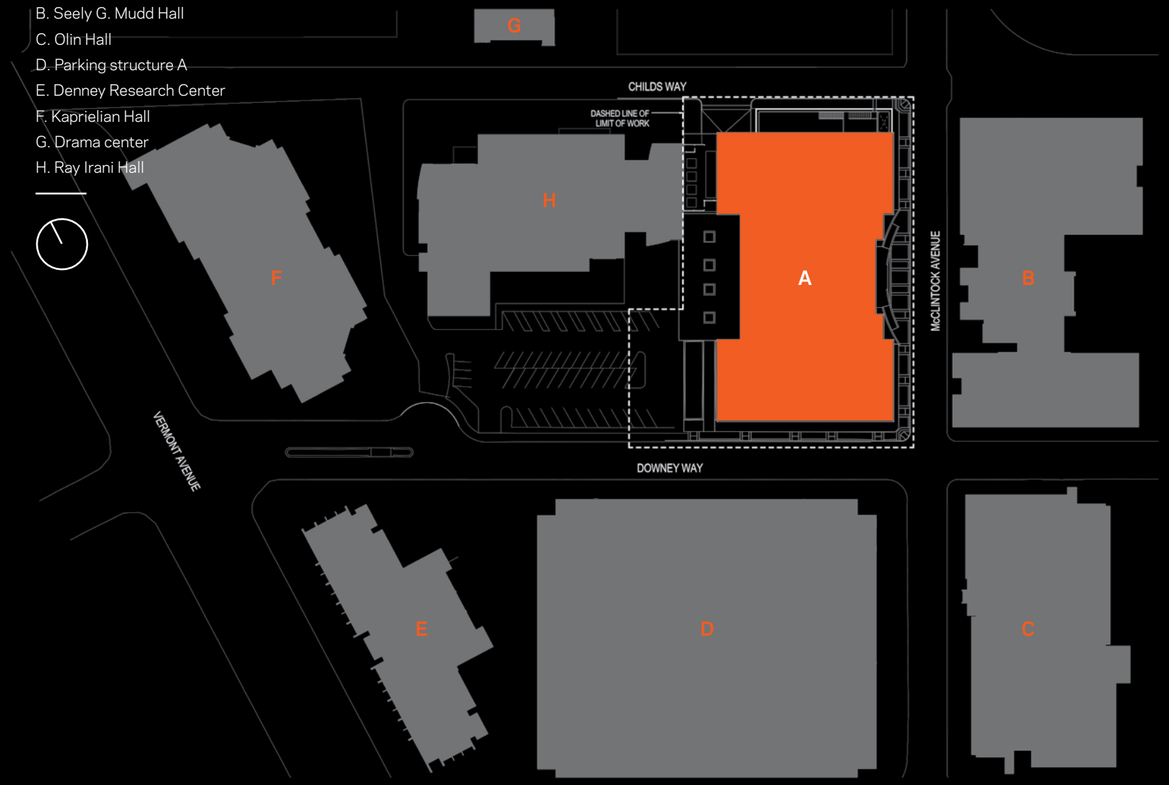

Aerial photo of Michelson Hall in relation to historic core

Michelson Center for Convergent Bioscience
Historic core



PLANS

1. Ground floor
2. 3rd floor

A. Loggia
B. Lobby
C. Palm court
D. Multipurpose room
E. Seminar room
F. Collaboration space
G. Research lab
H. Office + write-up
I. Hazardous process material storage
J. Loading
K. Area way
L. Collaborative corridor
M. Break area + collaboration hub

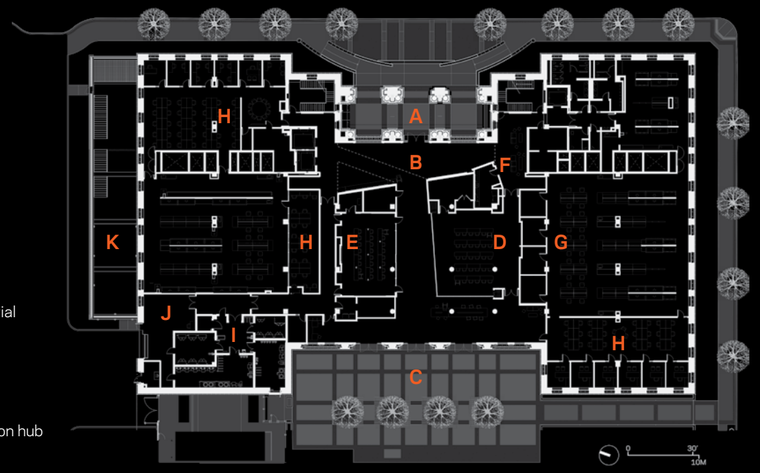

1.

2.

Second floor bridge overlooking lobby



USC
Ziploc

1.Collaboration corridor

2. Break area

Break area + collaboration hub

"Michelson Hall reminds us of the Janus Gate in Rome. Like this ancient gateway, it's a portal that looks both to the past on the outside, and to the future of convergent bioscience on the inside."

- Paul Woolford, AIA, Design Principal

Bowl view

STATE FARM ARENA RENOVATION

Atlanta, Georgia

The renovation of the Atlanta Hawks' State Farm Arena transformed the 20-year-old venue to maximize revenue, improve the fan experience and embody Atlanta's unique culture.

Working with the Hawks, the design team approached the renovation as a transformation centered around the idea of creating a new, welcoming living room for Atlanta. The goal was to influence people to spend their entire evening here, as opposed to coming only for an event.

Providing diverse, personalized experiences in food, seating and other aspects is a common goal for today's venues. With the Hawks, the team set out to go well beyond this trend—to truly capture what is special about their fans and city.

From the innovative seating concepts to a completely reimagined food and beverage experience, the 17,000-seat arena creates a new benchmark for sports venue design. Inspired by the BeltLine, an ambitious urban redevelopment project that is connecting Atlanta's neighborhoods through a 22-mile loop of trails and parks, the team designed the arena's open concourses to create diverse social experiences.

The design removed an existing wall of suites that spanned four levels on the arena's west side and reconfigured this space into viewing terraces, multilevel connection points, open suites and the 18,000-sq.-ft. Atlanta Social suite experience.

The Hawks' local partnerships and celebrity connections led to the creation of curated dining and service experiences, including Zac Brown's Social Club, Killer Mike's SWAG Shop and restaurateur Giovanni di Palma's Little Italia collection of eateries. The renovation also includes the NBA's first courtside bar.

Atlanta craftsmanship is on full display, with warm wood detailing reminiscent of a concert hall, hospitality-inspired finishes, intricate tile work, and eclectic materials and textures.

The arena, which was already among the country's most programmed venues, now has the most inclusive and engaging experience for fans in the NBA, driving additional revenue.

INFORMATION

CLIENT NBA Atlanta Hawks + Atlanta Fulton County Recreation Authority

DESIGN PRINCIPAL Tracy Stearns

680, 000 sq. ft. / 63,000 sq. m.
17,000 seats

41% below ASHRAE 2007

CONCEPT

1. Sketch of dynamic 360-degree concourses

2. Main concourse

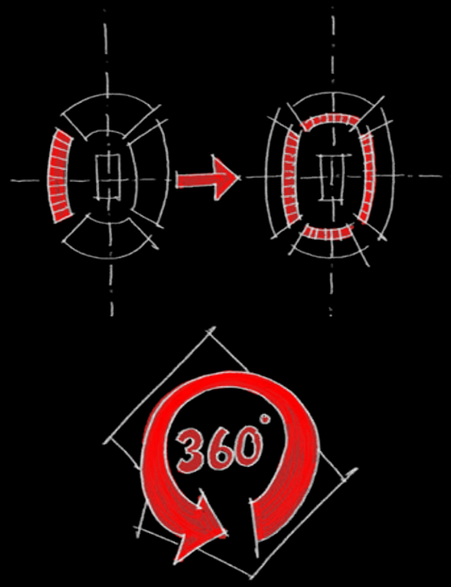

1.

2.

TRUE TO ATLANTA

1. Sketch illustrating Hawk Bar
2. Additional concept sketch of Hawk Bar
3. Hawk Bar
4. Veranda suites
5. Killer Mike's Swag Shop
6. Zac Brown's Social Club

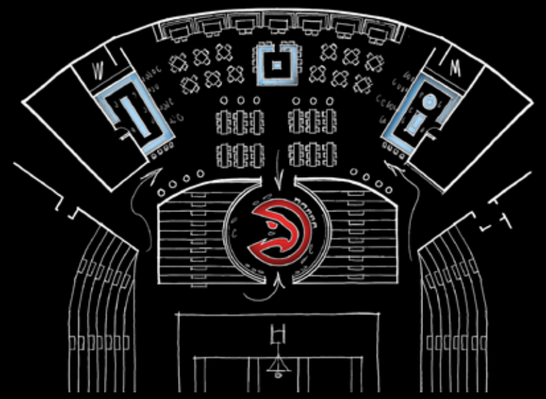

1.

2.

3.

4.

5.

6.

BEFORE + AFTER

1. Before east side

2. After east side

"This project was not simply a renovation to keep up with the newest venues of its kind. It was rather an opportunity to elevate beyond the state-of-the-art in every aspect, while focusing resources where they matter most: the fan."

- Tracy Stearns, Design Principal

1.

2.

1. Atlanta Social open suite

2. Atlanta Social living room

3. Atlanta Social entrance

4. Main concourse Hawk Walk

View of arena + approach

VALENCIA ARENA

Valencia, Spain

Valencia Arena will be a premier destination for sports, music and the arts.

The master plan for the 15,000-seat arena creates a new home for Valencia Basket Club, a member of Spain's top professional basketball league, Liga Endesa, and a flexible, multipurpose entertainment venue for the people of this coastal city—the nation's third-largest metropolis.

With an airy, translucent facade and a generous amount of public gathering space, the sleek and powerful building is destined to become a new city landmark and further Valencia's reputation for daring, futuristic architecture.

The facade design consists of a series of ceramic panels clamped to a supporting structure made of steel pipes and steel mullions. These pipes allow the anchorage of these panels in different inclinations and alignments, giving great dynamism to the building.

To heighten the fan experience, the team designed an intimate seating bowl. The high-performance venue also includes a wide range of hospitality-driven amenities and premium seating offerings, a training facility and a museum.

HOK is collaborating on the design with local architectural firm ERRE Arquitectura.

INFORMATION

CLIENT LICAMPA 1617, Valencia Basket Club

DESIGN PRINCIPAL John Rhodes

430,555 sq. ft. / 40,000 sq. m.
15,000 seats

EXPLODED AXONOMETRIC

A. Event level
B. Entrance level
C. Main concourse level
D. VIP level
E. Upper concourse level
F. Multifunctional hall

STADIUM MODES / SEATING CONFIGURATIONS

1. Basketball
2. Esports
3. Boxing
4. Tennis
5. Concert
6. Race track

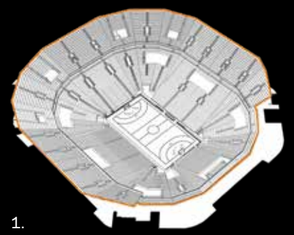
1.

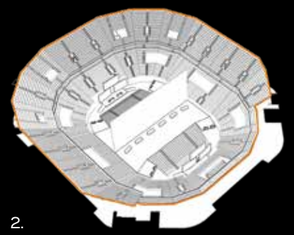
2.

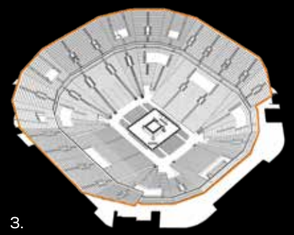
3.

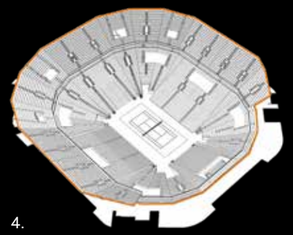
4.

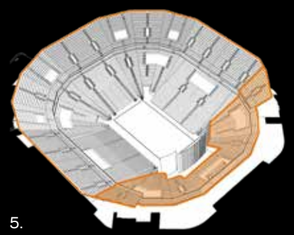
5.

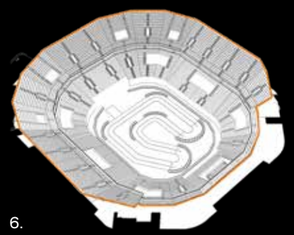
6.

Aerial view from south

ELEVATIONS

2. North

3. West



2.



3

PLAN

1. Main concourse level

A. Public stairs from ground level
B. Stairs up to VIP level
C. External concourse
D. Concessions
E. Internal circulation
F. VIP lounge
G. Cores
H. Auxiliary hall roof
I. Escape stairs
J. Seating
K. Event arena
L. Landscaping below
M. Service ramp

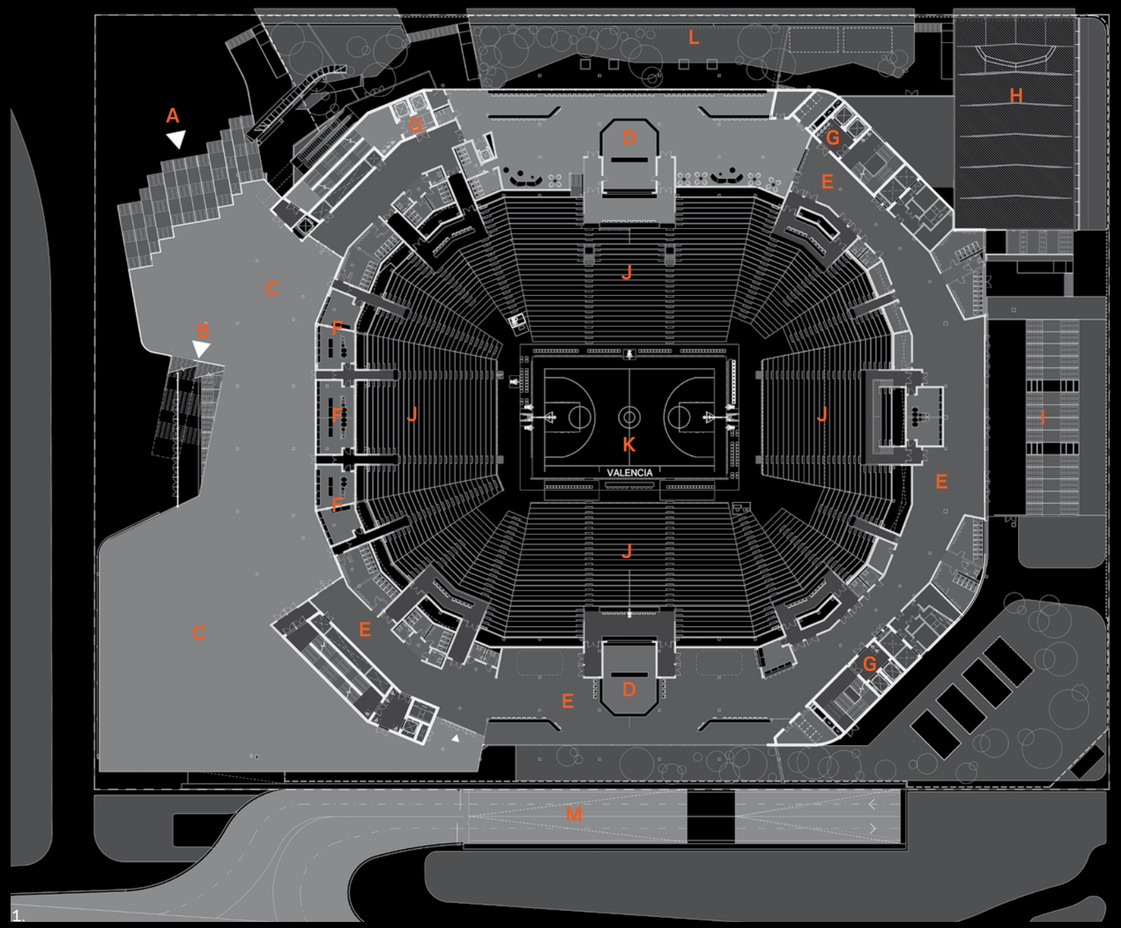

1.

SECTIONS

2. Cross section AA

3. Longitudinal section BB

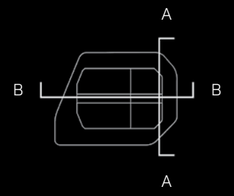

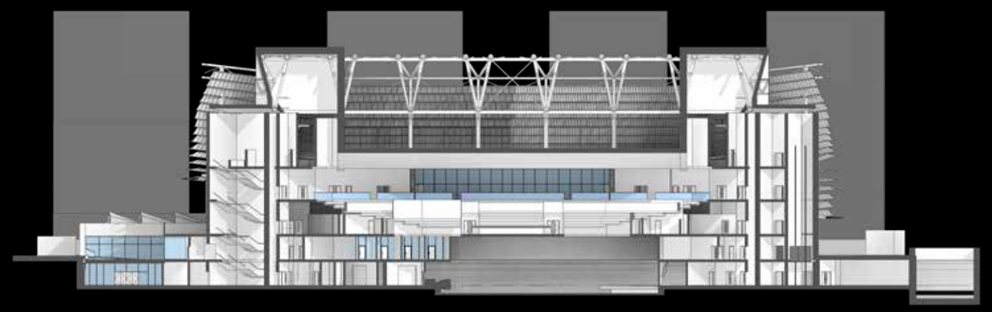

2.



3.

FACADE DESIGN

1. Structural skeleton

2. Detail of partial section

3. Partial section and elevation

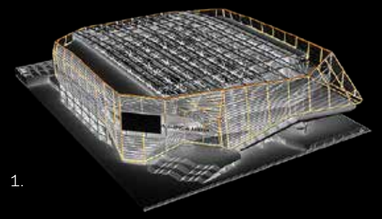

1.



2.

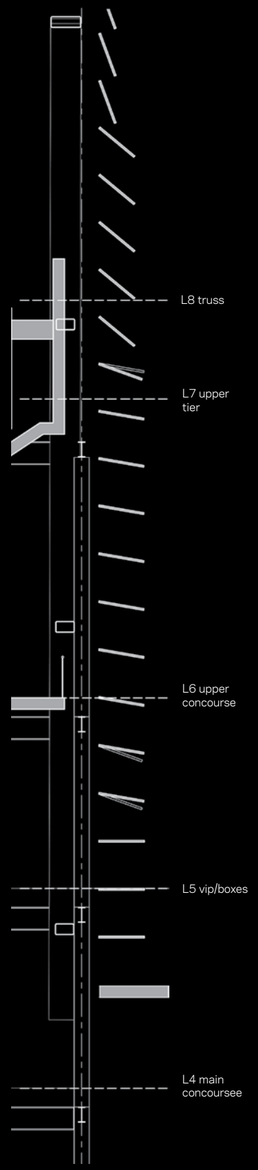

3.



4. Bay section showing bowl + facade louvers

LANDSCAPE

1. Landscape concept sketch

1.

INTERIOR

2. Bowl in basketball mode

2.

Aerial view from west

"Valencia Arena is a celebration of people coming together. The design draws people in and creates a distinct civic presence for the team and city."

- John Rhodes, Design Principal

Five days after Hurricane Maria

DISASTER RELIEF SHELTER RESEARCH PROJECT

Puerto Rico

In the aftermath of Hurricane Maria, three multidisciplinary teams in the San Francisco studio embarked on a six-week competition to design a post-hurricane relief shelter for disaster victims in Puerto Rico.

The competition emerged from a conversation among colleagues about the conditions in Puerto Rico and the need to help people reclaim their lives after the hurricane. This posed the question, "How can we as designers and engineers pool our talents and knowledge to put forth an effective solution to this problem?"

The result is a simple, lightweight, easy-to-assemble relief shelter that provides a safe and comforting refuge for disaster victims. The flexible, reusable and intuitive structure adapts to its post-disaster environment and can be put together by two people with no construction skills. Each shelter houses up to five people and can be linked to form multiunit clusters to establish a sense of security and community.

The shelter is assembled over a multilayer "shoe" of elastic, resilient material that conforms to uneven terrain. Retractable "ribs" expand the unit to its full size, and it's then cloaked in an insect-repellent mesh fabric for transparency and ventilation. A second layer of waterproof, UV-resistant material is draped over the shelter like an umbrella to protect occupants from the elements. Fourteen units fit into a single shipping container that can be airlifted into remote disaster areas.

To advance the concept from design to prototype, HOK—in consultation with Rainlight Studios—joined the Autodesk Technology Center Residency Program, working at its San Francisco Technology Center on Pier 9 to prototype the shelter design.

The team continues to optimize the design for production, experimenting with different ways to deliver the relief shelter in a scalable, low-cost manner.

INFORMATION

DESIGN PRINCIPAL Paul Woolford, AIA

97 sq. ft. / 9 sq. m.

CONCEPT

1. Exploded model



1.

KIT OF PARTS

1. Shoe



2. Ribs

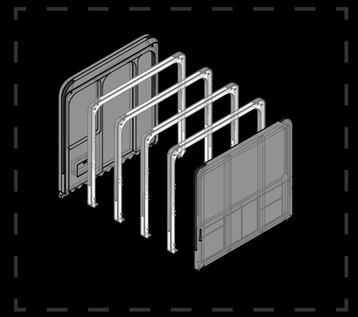

3. Umbrella

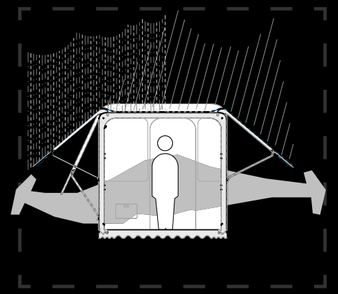



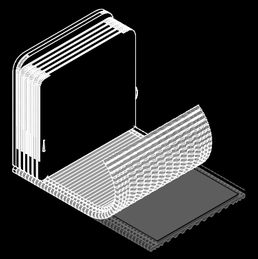

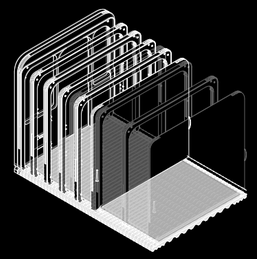

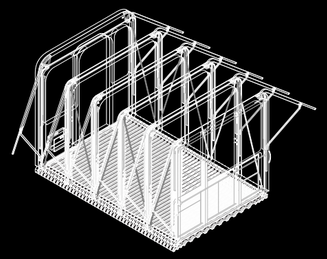









Kapar

Refugio temporal de Emergencia para 5 personas
Emergency temporary Shelter for 5 people



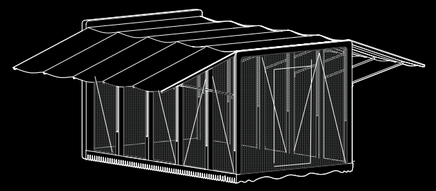

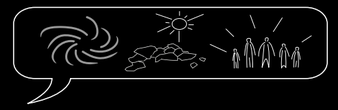

Refugio temporal de Emergencia para 5 personas
Emergency temporary Shelter for 5 people

Instrucciones de uso:

1-Desabrochar suela y posar sobre el terreno
1-Unbelt shoe and leave it over the terrain

2-Tirar de la costilla en direccion paralela hacia la suela
2-Pull rib towards same direction as the shoe

3-Abrochar arriostramientos para mayor rigidez de la estructura
3-Lock bracing in order to srength the structure

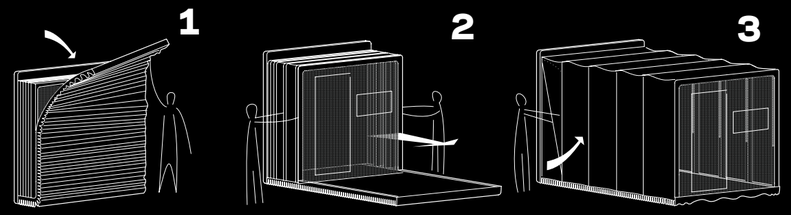

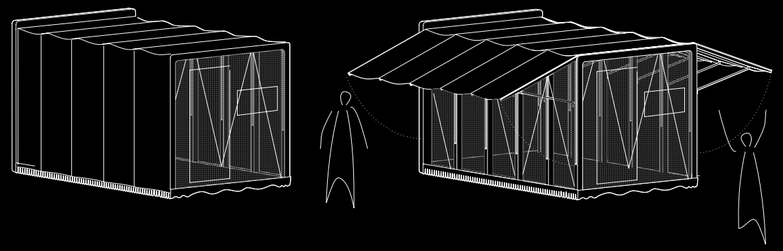

Assembly manual

El Paraguas
The Umbrella

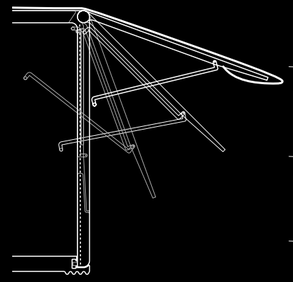

El Zapato
The Shoe

Las Costillas
The Ribs

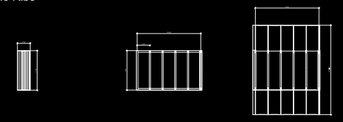

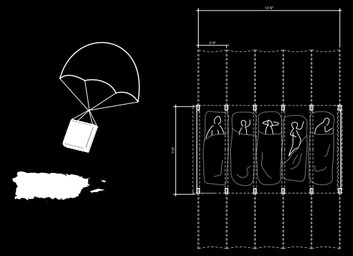

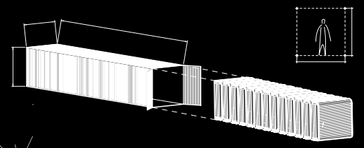

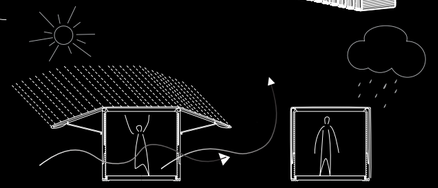

Localizacion de utilidades
Location of utilities

Agencia Estatal para el Manejo de Emergencias y Administracion de Desastres (AEMEAD)
Zona 9 Guayama
Puerto Rico Emergency Manegement Agency (PREMA) Zone 9 Guayama

- **Lugar de asamblea** Assembly point
- **Agua** Water
- **Asistencia Medica** Medical Service



Plano Zona Segura con comunidad temporal
Plan Safe Zone with temporal comunity

1- Caja de Emergencias
1- Emergency Box

FlashLight
Knife
Screw Driver
Rope
First aid Kit
Battery (tocharge phone)
Matches
Whistle
Map

2- Almacenaje
2- Storage

Blanket
Hammok/ Sleeping Bag
Toilet Paper/papers towel
Water/Blader
Water Filter/ Purifier (2 days)
Dry Food (2 days)

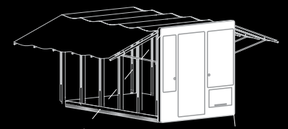

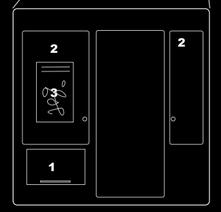

"Born out of seeing the despair and devastation Hurricane Maria wrought upon Puerto Rico, members of our studio organized a charrette to address the aftermath and the resulting displacement. KAPAR, a portable, modular solution to provide temporary shelter, was developed from that charrette. The team is currently creating a prototype in collaboration with digital fabricators at the Autodesk Pier 9 Technology Center."

- Paul Woolford, AIA, Design Principal





Active street view

MOBILITY, AUTONOMY AND LIVING STREETS RESEARCH

Autonomous vehicles (AVs) will provide unprecedented opportunities to reshape the built environment.

Progressive developers, investors, municipalities and transportation officials are collaborating with planners to prepare for this transformation. From future-proofing projects to visualizing how cities, towns and suburbs previously planned with a vehicle-first mindset can be redesigned for people, HOK's planning studio has developed studies that showcase how autonomous vehicles can enhance city streets.

Planners are leveraging the rise of AVs to assist in solving complex planning challenges related to resiliency, social equity, access and public health.

This research focuses on city subdistricts, university campuses, shopping centers, and sporting and entertainment venues supported by AV loops or planned pathways that link to nearby transit connections.

AV loops can also connect single-family and low-density housing to transit-oriented developments and urban centers. This could potentially eliminate the need for park-and-ride garages and extend living-in-place options for an aging population with driverless transport to grocery stores, pharmacies, gyms and cafés.

In coastal or seaport cities like Seattle, operating an AV fleet connected to ferry terminals could minimize the impact on terminal infrastructure and parking. This would allow for dense, ecologically responsible development that concentrates people and services to limit sprawl.

Beyond these initial projects, planners will have abundant opportunities to reclaim the public realm for a higher purpose: creating healthier, more equitable communities.

INFORMATION

DESIGN PRINCIPAL Brian Jencek, ASLA

"With the advent of the autonomous vehicle, we suddenly have a generational opportunity to rethink our rights of way. When the car changes, everything changes."

- Brian Jencek, ASLA, Design Principal

CONTEXT

1. Typical 60-foot street row

2. 70% vehicle street occupancy

3. 70% people street occupancy

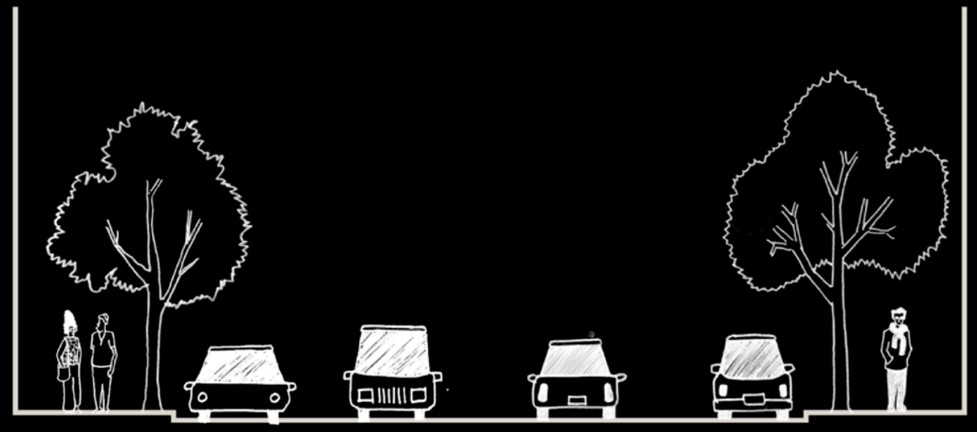

2. SIDEWALK | PARKING | TRAVEL LANE | PARKING | SIDEWALK

2.

3. PEDESTRIAN ZONE | BIKE LANE | TRAVEL LANE | DROP OFF | SIDEWALK

3.

1. Forest bathing street concept

2. Street view concept

1. Fit + active street view

2. Fit + active street concept

1. Commerce + culture street concept

2. Commerce + culture street view

Street activated for outdoor activity + recreation

TOES IN THE WATER PROJECTS

1. Connecting AVs to nearby transit in subdistricts

2. Campus loop that connects campus core to transit connections

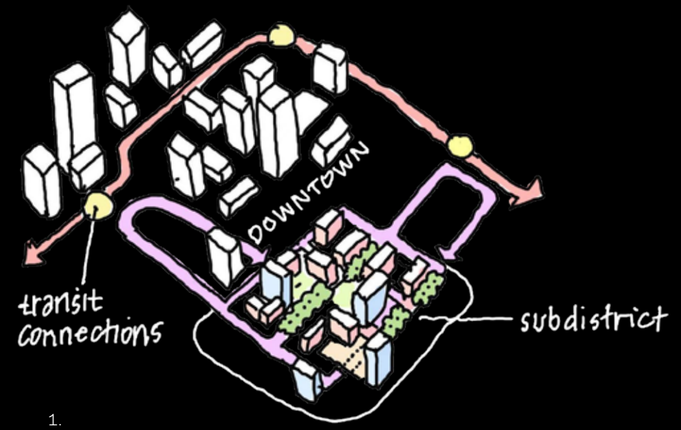

1.

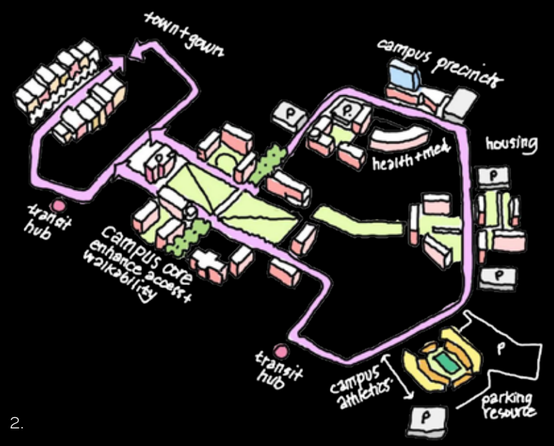

2.

3. Extending fan + community experience during sporting + entertainment events

4. Extended mall concourse that integrates AV + pedestrian network to transit

3.

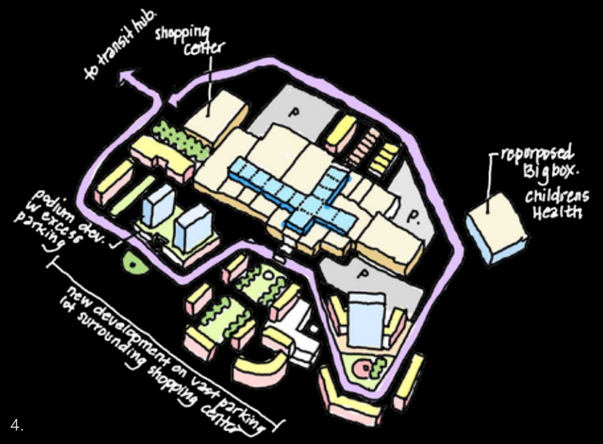

4.

1. Connecting low to medium density environments with emerging TODs

2. Minimizing sprawl by connecting mixed-use environments

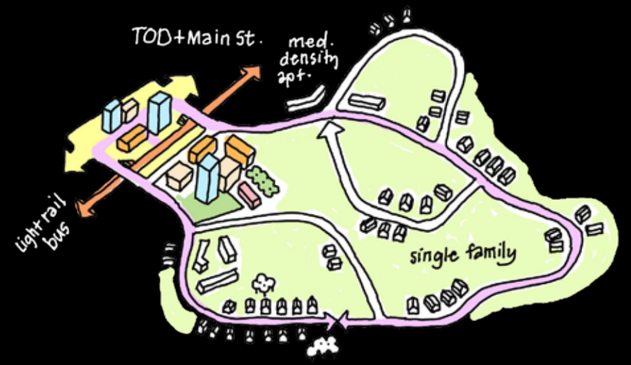

1.

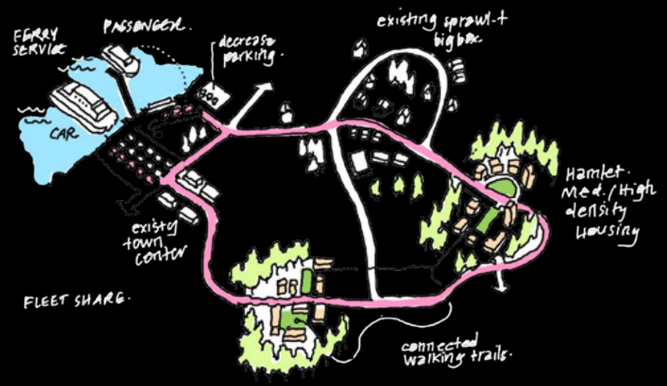

2.

3. Protecting national parks from pollution + minimizing infrastructure upkeep cost

4. Typical street

5. Mobility-enabled street

3.

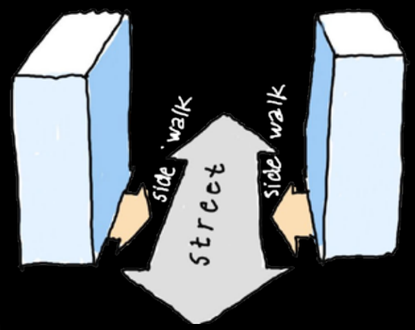

4.

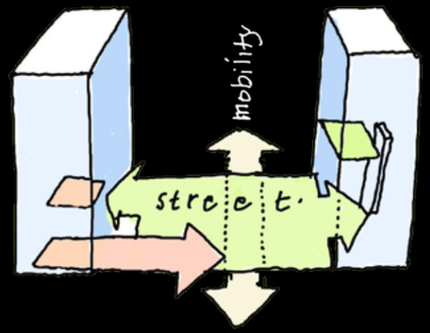

5.

Biophilia-centric street concept

DESIGN TEAMS

FEATURE

Kentucky International Convention Center Louisville, Kentucky 10

Peter Ruggiero (Design Principal)
Allison Burrell
Ashley Craig
Sarah Durio
Gaute Grindheim
Arjang Khorzad
Sue Kim
Nareg Kurtjian
Liam Larkin
Dan Meeker
Lou Oswald
Farid Pou
Casey Renner
Kelsey Trepka

AVIATION + TRANSPORTATION

Seattle-Tacoma International Airport Concourse D Annex Seattle, Washington 26

Alan Bright (Design Principal)
Todd Buchanan
Tim Decoster
Anton Foss
Nathaniel Haynes
Lauren Jordan
Sung Joon Kim
Benjamin Kuchinski
Lauren Lair
Ken Miller
Matthew Needham
Kyle Prenzlow
Sean Quinn
Levi Rippy
Matthew Staublin
April Sun
Tambra Thorson
Samuel Ward
Anne Whitacre
LiYan Yang

CIVIC + CULTURAL

Welcome Center and Hotel Conceptual Design St. Louis, Missouri 40

Eli Hoisington (Design Principal)
Jonathan Wirth (Senior Project Designer)
Jeremy Kramer
John Pirtle
Steven Schneider

COMMERCIAL

1101 Sixteenth Street Washington, D.C. 50

Bill Hellmuth (Design Principal)
Olivia Calalo
Erin Ezell
Mateusz Gawad
Chloe Hiyu
Monika Kumor
Anica Landreneau
Emilio Stokes
Esther Wang
Joe Winters

4th and Harrison Mixed-Use Development San Francisco, California 66

Paul Woolford (Design Principal)
Zorana Bosnic
Fonda Chen
Ninad Garware
Martina Goodman
Brian Jencek
Sue Kim
Ben Kuchinsky
So Young Lee
Yuepeng Li
Steve Riley
Kwanghyun Song
Xandr Stack

5 Times Square Lobby and Amenity Floor New York, New York 82

Kenneth Drucker (Design Principal)
Asa Bollvik
Walter Chabla
Gregory Cranford
Marc Gross
Mark Hendel
James Mallory
Robert Mencarini
Bradley Postian
Maria Salazar
Andrew Sutton

Bay Meadows Urban Village San Mateo, California 90

Paul Woolford (Design Principal)
Mark Borchardt
Katherine Doi
Cesar Chinchilla Escalante
Blanca Dasi-Espuig
Denette Fereria
Daniel Herriott
Brian Jencek
Sung Joon Kim
Kyle OKonis
Lauren Lair
Minji Lee
Rachel Lee
Yang Liu
Nacer Merzouki
Sean Peppers
Patricia Ortiz-Piedrafita
Andrew Potter
Sean Quinn
Steve Riley
Rotimi Seriki
Kwanghyung Song
Jennifer Sorensen
Xandr Stack
Mathew Staublin
Roana Tirado
Andrew Wang
Shibo Wang
Benjamin Waters
Anne Whitacre
Weijia Wu
Yuhao Yang
Yibo Zhao

DESIGN TEAMS (CONT.)

Capital Market Authority Tower Design Competition Kuwait City, Kuwait 108
David Weatherhead (Design Principal)
Alex Bell
Joyce Chan
Blanca D E
Daniel Hajjar
Larry Malcic
Alejandro Ribas
David Valent
Shawn Wu

Mixed-Use Development Design Competition Los Angeles, California 126
Mark Ejnes (Design Principal)
Jennifer Brzozowski
Greg Dina
Jordan Dunn
Michael Levendusky
Osamu Matsuno
Willie Nishizawa
Sean Quinn
Lisa Reed
Manh Tran

Office Tower Design Competition Pittsburgh, Pennsylvania 134
Mark Ejnes (Design Principal)
Ricardo Aldape
Amy Beckman
Matt Breidenthal
Dylan Weber Callahan
Kenneth Drucker
Mike Goetz
Mark Hendel
Maria Salazar
Rae Smith
Alan Stevenson
Steve Weinryb
Ke Yan

CORPORATE

Automotive Experience Center Design Competition Guangzhou, China 142
Peter Ruggiero (Design Principal)
Dallas Felder
Tino Goo
Gaute Grindheim
Kyle Ingber
Sean Quinn
Domenic Salpietra
Sebastian Torres

Cargill Protein Group Headquarters Wichita, Kansas 158
Peter Sloan (Design Principal)
Bethany Foss
Adam Guzman
Aaron Godfrey
Janelle Heimburger
Eric Linebarger
Mark O'Hara
Zach O'Keefe
Emily Payne
Danny Shervington

Corporate Campus for Confidential Client Houston, Texas 172
Roger Soto (Design Principal)
Jonathan West (Senior Designer)
Zach Christeson
Jim Halloran
Brian Jencek
Ben Kuchinsky
Noon Leelardcharoen
Emily Morby
Alan Ng
Will Rieck
Kevin Sexton
Greg Sherman
Donald Taylor
Aaron Vasquez
Elizabeth Widaski
Jim Wilcockson

Corporativo Neuchâtel Mexico City, Mexico 180
Roger Soto (Senior Design Principal)
Kathrin Brunner (Design Principal)
Zachary Christeson
Nicholas Dennis
Dan Hassebroek
Brian Jencek
Yuna Kim
Dina Lamanna
Andres Mendoza
Chris Oliver
Satomi Shimamura
Adrienne Steadman
Elizabeth Widaski
Tom Woods
Seong-Hyeak Won
LiYan Yang
Hui Yuan
Robert Veluz

Private Pension Fund Office Toronto, Ontario 186
Caitlin Turner (Design Principal)
Meagan Buchanan
Danielle Leon
Sharon Turner
Lori Urwin

Royal Caribbean Cruise Line Headquarters Miami, Florida 192

Kenneth Drucker (Design Principal)
Jessica Benz
Kristyna Borden
Mario Claussnitzer
Steven Danielpour
Stefania Fleck
Regina Gilfanova
Melanie Harris
Kallie Ingersoll
Nathan Janicek
Kayla Januska
William Jenkins
William Kenworthey
Aaron King
Eberhard Laepple
Anica Landreneau
Kanoknart Leelardcharoen
Rachel Macri
Harendra Mahendra
Daniel Meeker
Kristen Mitchell
Yelena Mokristky
Hyeon-Hee Oh
Tom Polucci
Jonathan Rae
Alfie Reyes
Alex Rodriguez
Irina Sai
Kevin Sexton
Danny Shervington
Andrew Sutton
Christine Vandover
Ziqian Wang
Bing Wu

White & Case Law Office Palo Alto, California 214

Daniel Herriott (Design Principal)
Esteffany Calderon
Jessica Collins
Lauren Jordan
Tambra Thorson

WPP Offices at 3 World Trade Center New York, New York 222

Tom Polucci (Design Principal)
Stephen Beacham
Jessica Benz
Bill Bouchey
Julia Cooper
Bethany Foss
Yasaman Hoorazar
Elizabeth Marr
Matt McInerney
Kerri McShea
Yelena Mokritsky
Emily Payne
Claire Pelletiere
Erika Reuter
Shawn Sanem
Danny Shervington
Satomi Shimamura
Anthony Spagnolo
Jacquelyn Suozzi
Christine Vandover
Kristi Zoref

EDUCATION

Kuwait University College of Architecture Sabah Al-Salem University City, Kuwait 234

Daniel Hajjar (Design Principal)
Jeongsu Eun (Designer)
Ian Fleetwood (Designer)
Ryan Al-Schamma
Jordan Barrett
Kate Buck
Enrico Caruso
Joyce Chan
Sinead Collins
Francesco Cortese
Jed Cracknell
David Cutmore
Blanca Dasi Espuig
Paul Duggleby
Chris Fannin
Renee Gao
Ronak Gawarwala
Querolt Goni
Robert Gordon
Gethin Hemmings
Stefan Jakobek
Mina Jo
Syed Kabir
Angus Kennedy
Eberhard Laepple
Simon Lawrence
Yuan Liang
Ocean Lui
Natalia Lopes
Simran Mahajan
Larry Malcic
Sophie Miller
Dragos Milotin
Erik Mok
Raffaele Patitucci
Quinton Pop
Olivia Racz
Adam Rigby
Sarah Scarisbrick
Robert Studd
Janice Tam
Rita Tornallyay
David Valent
Michael Whiteacre
Roger Whiteman
Yeojoong Yang

DESIGN TEAMS (CONT.)

GOVERNMENT

California Department of General Services Office Building Sacramento, California 248

Alan Bright (Design Principal)
Paul Woolford (Design Principal)
James Addison
Zorana Bosnic
Donald Cremers
Julia Cooper
Jianwu Han
Daniel Herriott
Mary Jane Hritz
Krystal Grubb
Xinyue Guo
Joon Kim
Ben Kuchinsky
Lauren Lair
Jed Mark
Kerri McShea
Ali Sedaqat
Steve Slosek
Kwanghyun Song
Jeffrey Stafford
Paul Steidl
David Vogel

HEALTHCARE

NewYork-Presbyterian Integrative Health and Wellbeing New York, New York 260

Christine Vandover (Design Principal)
Hector Andrade
Sasha Archer
Gregory Bassiely
Amy Beckman
Jessica Benz
Haris Bouzinekis
Steven Danielpour
Cesar Gomez
Abigail Janis
Komal Kotwal
Claire McPoland
Ismini Naos
Lydia Tiasiri

UPMC Vision and Rehabilitation Hospital Pittsburgh, Pennsylvania 270

Bill Hellmuth (Design Principal)
Stephen Beacham
Jose Chieng
Julie Donovan
Taiesha Edwards
Elizabeth Kuts
Emily McGowan
Nguyen Nguyen
Wayne Nickles
Xingye Pan
Mark Paskus
Scott Rawlings
Nishu Sinha
Tim Smith
Enrico Tomassoli
Oliver Vranesh

HOSPITALITY

Atlantis Sanya Resort Sanya, China 280

Gregory Cranford (Design Principal)
Louis Hedgecock
Nathan Janicek
Byounggi Lee
Julia Monk
Daniel Ng
Marie-Paule Petitjean
Ever Umana

JUSTICE

Indianapolis-Marion County Community Justice Center Indianapolis, Indiana 290

Eli Hoisington (Design Principal)
Jonathan Wirth (Senior Project Designer)
Scott Anderson
Rakan Ayyoub
Brian Ballok
David Buckley
Eric Bogenschutz
Kenneth Brandl
Jodie Crohn
Jeff Davis
David Dimitry
Derek Don
Jake Durchholz
Fred Goebel
Jeffery Goodale
Hans Hecker
Qian Huang
Ashlyn Jach
Rebecca Kohn
Patrick Ladendecker
Martha Martinko
Michael Morland
Chad Morris
Cory Murner
Jason Oatis
John Pirtle
Andrew Renwick
Ryan Rohlfs
Mark Rosen
Steven Schneider
Robert Schwartz
Kevin Sexton
Christine Sima
Timothy Smith
Uros Stanojevic
Jackie Teuber
Michael Thoma
Jason Wandersee
Andrew Zell
Kristen Zilch
Allison Zuck

DESIGN TEAMS (CONT.)

Village of Oswego Police Headquarters and Training Facility Oswego, Illinois 304
Peter Ruggiero (Design Principal)
Steven Crang
Gabe Garrett
Jeff Goodale
Gerry Guerrero
Larry Hlavacek
Yongbeom Ji
Jourdon Miller
Lou Oswald
Farid Pour
Timothy Smith
David Swain
Michael Waldo

SCIENCE + TECHNOLOGY

AstraZeneca Lab and Office Facility San Francisco, California 312
Daniel Herriott (Design Principal)
James Addison
James Doussard
Cesar Escalante
Erin Ezell
Brian Johnson
Tom Kaczkowski
Lauren Lair
Wayne Nickles
Timothy O'Connell
Sean Quinn
Barry Reeb
Rosario Li Rocchi
Kevin Sexton
Timothy Stratton
Maria Troconis

Florida Polytechnic University Applied Research Center Lakeland, Florida 328
Todd Bertsch (Design Principal)
Virginia Byers
Gabriella Ebbesson
Syve-roy Grant
Randy Kray
Chirag Mistry
Nadine Philips
Adriana Rojas
Mary Sabel
Tom Thomas
Aaron Wilner

Penn State Chemistry & Biomedical Engineering Building State College, Pennsylvania 338
Kenneth Drucker (Design Principal)
Katherine Antarikso
Jim Berge
Randy Kray
James Mallory
Eric Million
Thomas Mistretta
Chirag Mistry
Teruka Miyauchi
William Odell
David Schwartz
Ami Shah
Brian Smiley

University of Southern California Michelson Hall Los Angeles, California 352
Paul Woolford (Design Principal)
Emily Fowlkes
Jessica Ginther
Daniel Herriott
Carl Johnson
Willie Nishizawa
Aneirin Owens
Karl Sobel

SPORTS + RECREATION + ENTERTAINMENT

State Farm Arena Renovation Atlanta, Georgia 364
Tracy Stearns (Design Principal)
Michelle Boe
Jenna Carrier
Ewa Glebocka
Jeffrey Goode
Gregory Green
Adam Groth
Darius Hollwell
Ed Hurtig
Erik Jertson
Kloe Katubig
Emily Louchart
Jon Maxey
Lydia Myers
Renee Petty
Bo Roberts
Sarah Treas
Megan Weber
Andrea Zawodny

DESIGN TEAMS (CONT.)

Valencia Arena Valencia, Spain 374

John Rhodes (Design Principal)
Carlos Delabarrera
Nuno Guerreiro
Galina Kaloyanova
Mark Kennedy
Ocean Liu
Dragos Milotin
Dimitar Pouchnikov
Alejandro Ribas
Adam Rigby
John Tapia-Owens
Yeojoong Yang
Vanessa Zamalloa

RESEARCH

HOK Disaster Relief Shelter Research Project Puerto Rico 388

Paul Woolford (Design Principal)
Chad Crain
Rafael Gavilanes
Jesus Escudero Gongora
Casey Hagen
Embla Huang
Matt Menendez
Ali Sedaqat
Betty Wang
Weijia Wu

Mobility, Autonomy and Living Streets Research 398

Brian Jencek (Design Principal)
Rae Smith
Jerome Unterreiner

IMAGE CREDITS

FEATURE	Kentucky International Convention Center	Christopher Payne/Esto	10
AVIATION + TRANSPORTATION	Sea-Tac Airport Concourse D Annex	Ye-o Photography, Bruce Damonte	26
CIVIC + CULTURAL	Welcome Center and Hotel Conceptual Design	Halo	40
COMMERCIAL	1101 Sixteenth Street	Alan Schindler, Fetzer Architectural Woodwork, OvS	50
	4th and Harrison Mixed-Use Development	Steelblue	66
	5 Times Square Lobby and Amenity Floor	ICON	82
	Bay Meadows Urban Village	Bruce Damonte, Norton Pearl Photography / San Mateo County Historical Association	90
	Capital Market Authority Tower Design Competition	Pixelflakes	108
	Mixed-Use Development Design Competition	HOK	126
	Office Tower Design Competition	HOK	134
CORPORATE	Automotive Experience Center Design Competition	HOK	142
	Cargill Protein Group Headquarters	Michael Robinson	158
	Corporate Campus for Confidential Client	Pictury	172
	Corporativo Neuchâtel	Pictury	180
	Private Pension Fund Office	Ben Rahn/A-Frame	186
	Royal Caribbean HQ	Shanghai Icon Digital Technology, RAS Photography	192
	White & Case Law Office	David Wakely Photography	214
	WPP Offices at 3 World Trade Center	Eric Laignel	222
EDUCATION	Kuwait University College of Architecture	AHORAPHIX	234
GOVERNMENT	Calif. Dept. of General Services Office Building	Fictional Pixel Ltd., Movtiv Studio	248
HEALTHCARE	NewYork-Presbyterian Integrative Health and Wellbeing	Eric Laignel	260
	UPMC Vision and Rehabilitation Hospital	Luxigon, HOK	270
HOSPITALITY	Atlantis Sanya Resort	Atlantis Sanya, Foliday, Fosun, Kerzner, Owen Raggett	280
JUSTICE	Indianapolis-Marion County Community Justice Center	Pictury, Vivid Vision	290
	Village of Oswego Police Headquarters and Training Facility	Tom Rossiter	304
SCIENCE + TECHNOLOGY	AstraZeneca Lab and Office Facility	David Wakely	312
	Florida Polytechnic University Applied Research Center	ATCHAIN, HOK	328
	Penn State Chemical and Biomedical Engineering Building	James Ewing	338
	University of Southern California Michelson Hall	Eric Laignel, John Linden	352
SPORTS + RECREATION + ENTERTAINMENT	State Farm Arena Renovation	Christy Radecic	364
	Valencia Arena	LICAMPA, Stefan Augustyn, Wire Collective	374
RESEARCH	Disaster Relief Shelter Project	Jean-Francois Manuel/Shutterstock, HOK	388
	Mobility, Autonomy and Living Streets Research	HOK	398